


FTI CONSULTING, INC.



Notice of Annual Meeting  
of Shareholders and  
**2022 Proxy Statement**



555 12<sup>th</sup> Street NW  
Suite 700  
Washington, D.C. 20004  
+1.202.312.9100

April 15, 2022

## DEAR FELLOW SHAREHOLDERS:

You are invited to join us at the 2022 Annual Meeting of Shareholders of FTI Consulting, Inc., a Maryland corporation, on Wednesday, June 1, 2022 at 9:30 a.m., Eastern Daylight Time, at our executive office located at 555 12<sup>th</sup> Street NW, Suite 700, Washington, D.C. 20004.

Attached you will find a Notice of Meeting and our Proxy Statement, each of which contains information regarding the proposals that the Board of Directors is submitting to a vote of the shareholders, as well as instructions on how to vote your shares of common stock.

If you plan to attend the meeting in person, you must register in advance by no later than May 18, 2022 and obtain an admission ticket. Please respond affirmatively to the request for that information on the Internet or mark that box on the proxy card if you received paper copies of the proxy materials. You will be asked to present your admission ticket and a valid picture identification, such as a driver's license or passport, to enter the meeting. Cameras, recording devices and other electronic devices will not be permitted at the meeting.

Whether or not you attend the meeting in person, your vote is important to us. You can ensure that your shares are represented by promptly authorizing a proxy to vote your shares by telephone or the Internet or by completing, signing, dating and returning your proxy card or voting instruction card in the return envelope provided to you. Instructions on how to vote your shares or authorize a proxy to vote your shares begin on [page 2](#) of the Proxy Statement.

Finally, the 2022 annual meeting of shareholders is currently scheduled to be held at 555 12<sup>th</sup> Street NW, Suite 700, Washington, D.C. 20004. However, as part of our precautions regarding the coronavirus disease 2019 (COVID-19), we are planning for the possibility that the annual meeting may be held solely by means of remote communication. If we take this step, we will announce the decision to do so in advance, and details on how to participate will be set forth in a press release issued by the Company and available at <https://ir.fticonsulting.com/press-releases> and <https://www.virtualshareholdermeeting.com/FCN2022>, where you will also find information on how to attend the virtual meeting.

Sincerely,

A handwritten signature in black ink that reads "Gerard E. Holthaus". The signature is written in a cursive style with a large, sweeping initial 'G'.

**Gerard E. Holthaus**  
Chairman of the Board

**FTI CONSULTING, INC. NOTICE OF ANNUAL MEETING OF SHAREHOLDERS**



**Meeting Date:**  
June 1, 2022



**Meeting Place:**  
555 12<sup>th</sup> Street NW  
Suite 700  
Washington, D.C. 20004



**Meeting Time:**  
9:30 a.m. (EDT)



**Record Date:**  
March 3, 2022

**ITEMS OF BUSINESS AND VOTE RECOMMENDATIONS:**

PROPOSAL NUMBER	PROPOSAL	BOARD OF DIRECTORS VOTING RECOMMENDATION
No. 1	Consider and vote upon the election as directors of the ten nominees named in the proxy statement	FOR each nominee
No. 2	Consider and vote upon the ratification of the appointment of KPMG LLP as FTI Consulting, Inc.'s independent registered public accounting firm for the year ending December 31, 2022	FOR
No. 3	Consider and vote upon an advisory (non-binding) resolution to approve the compensation of the named executive officers for the year ended December 31, 2021 as described in the proxy statement	FOR
	The transaction of any other business that may properly come before the meeting or any postponement or adjournment thereof	N/A

**Postponements and Adjournments:** Any action on the items of business described above may be considered at the meeting, at the time and on the date specified above or at any time and date to which the meeting may be properly postponed or adjourned.

**In-Person Meeting Admission:** Admission will be by ticket only. Please follow the advance registration instructions set forth in the section of the Proxy Statement titled "Information about the Annual Meeting and Voting — How Do I Attend the Annual Meeting?" beginning on page 5 of the Proxy Statement. **If you do not provide an admission ticket and comply with the photo identification requirements outlined beginning on page 5, you will not be admitted to the 2022 annual meeting. Cameras, recording devices and other electronic devices will not be permitted at the 2022 annual meeting.**

**Annual Meeting Location:** The 2022 annual meeting of shareholders is currently scheduled to be held at 555 12<sup>th</sup> Street NW, Suite 700, Washington, D.C. 20004. However, as part of our precautions regarding the coronavirus disease 2019 (COVID-19), we are planning for the possibility that the annual meeting may be held solely by means of remote communication. If we take this step, we will announce the decision to do so in advance, and details on how to participate will be set forth in a press release issued by the Company and available at <https://ir.fticonsulting.com/press-releases> and <https://www.virtualshareholdermeeting.com/FCN2022>, where you will also find information on how to attend the virtual meeting.

**Voting:** **YOUR VOTE IS VERY IMPORTANT.** Whether or not you plan to attend the meeting, we hope you will authorize a proxy to vote on your behalf as soon as possible. For specific instructions on how to authorize a proxy to vote your shares, please refer to the section titled "Information about the Annual Meeting and Voting" beginning on page 2 of the Proxy Statement. Make sure to have your proxy card or voting instruction form in hand to authorize a proxy to vote your shares. You may vote or authorize a proxy to vote your shares as follows:



In person at the Annual Meeting held in person



By telephone at +1.800.690.6903



Over the Internet at [www.proxyvote.com](http://www.proxyvote.com)



By mailing your completed proxy card in the envelope provided

By Order of the Board of Directors,

*Joanne F. Catanese*

Joanne F. Catanese  
Associate General Counsel and Corporate Secretary

April 15, 2022

**Important Notice Regarding the Availability of Proxy Materials for the Annual Meeting of Shareholders to Be Held on June 1, 2022 (the "Annual Meeting"):** We mailed a Notice of Internet Availability of Proxy Materials containing instructions on how to access our Proxy Statement for the Annual Meeting and our 2021 Annual Report on or about April 15, 2022. Our Proxy Statement and Annual Report are available online at [www.proxyvote.com](http://www.proxyvote.com).

## TABLE OF CONTENTS

<b>PROXY SUMMARY</b> .....	i
<b>PROXY STATEMENT FOR 2022 ANNUAL MEETING OF SHAREHOLDERS</b> .....	1
<b>INFORMATION ABOUT THE ANNUAL MEETING AND VOTING</b> .....	2
<b>ADDITIONAL INFORMATION</b> .....	6
<b>INFORMATION ABOUT THE BOARD OF DIRECTORS AND COMMITTEES</b> .....	7
The Director Nomination Process .....	7
Independence of Directors .....	11
Proposal No. 1 — Elect as Directors the Ten Nominees Named in the Proxy Statement .....	12
Information about the Nominees for Director .....	13
Director Attendance at Meetings .....	18
Committees of the Board of Directors .....	18
Compensation of Non-Employee Directors and Policy on Non-Employee Director Equity Ownership .....	22
<b>CORPORATE GOVERNANCE</b> .....	25
Governance Principles .....	25
Our Significant Corporate Governance Policies and Practices .....	25
Board Leadership Structure .....	26
Oversight of Risk Management .....	26
Compensation-Related Risks .....	27
Board and Committee Self-Assessments .....	27
Corporate Social Responsibility Oversight .....	27
Succession Planning .....	28
Coronavirus Disease 2019 (COVID-19) .....	28
Code of Conduct .....	28
Shareholder Nominees for Director .....	29
Communications with Directors .....	29
<b>OTHER PROPOSALS TO BE PRESENTED AT THE ANNUAL MEETING OF SHAREHOLDERS</b> .....	30
Proposal No. 2 — Ratify the Appointment of KPMG LLP as FTI Consulting, Inc.’s Independent Registered Public Accounting Firm for the Year Ending December 31, 2022 .....	30
Proposal No. 3 — Vote on an Advisory (Non-Binding) Resolution to Approve the Compensation of the Named Executive Officers for the Year Ended December 31, 2021 as Described in the Proxy Statement .....	31
<b>SECURITY OWNERSHIP OF CERTAIN BENEFICIAL OWNERS AND MANAGEMENT</b> .....	33
<b>INFORMATION ABOUT OUR EXECUTIVE OFFICERS AND COMPENSATION</b> .....	35
Non-Director Executive Officers and Key Employees .....	35
Compensation Discussion and Analysis .....	36
Report of the Compensation Committee of the Board of Directors .....	65
Summary Compensation Table .....	66
Equity Compensation Plans .....	68
Employment Agreements and Termination and Change in Control Payments .....	74
CEO Pay Ratio .....	79
<b>CERTAIN RELATIONSHIPS AND RELATED-PARTY TRANSACTIONS</b> .....	80
Review and Approval of Related-Party Transactions .....	80
2021 Related-Party Transactions .....	80

<b>PRINCIPAL ACCOUNTANT FEES AND SERVICES</b> .....	81
<b>REPORT OF THE AUDIT COMMITTEE OF THE BOARD OF DIRECTORS</b> .....	82
<b>PROPOSALS FOR THE 2023 ANNUAL MEETING OF SHAREHOLDERS</b> .....	84
<b>APPENDIX A — DEFINITIONS AND RECONCILIATIONS OF NON-GAAP TO GAAP FINANCIAL MEASURES</b> .....	A-1
<b>APPENDIX B — DEFINITIONS OF ADJUSTED EPS AND ADJUSTED EBITDA FOR PURPOSES OF CALCULATING ANNUAL INCENTIVE PAY FOR THE BONUS YEAR ENDED DECEMBER 31, 2021 AND RECONCILIATIONS TO THE MOST DIRECTLY COMPARABLE GAAP MEASURES</b> .....	B-1

## PROXY SUMMARY

This Proxy Summary highlights certain information contained elsewhere in this proxy statement (“Proxy Statement”) for the annual meeting of shareholders on June 1, 2022. This Proxy Summary does not contain all the information that you should consider. Please read the entire Proxy Statement carefully before voting or authorizing a proxy to vote on your behalf.

### GENERAL INFORMATION

<b>Date:</b>	June 1, 2022
<b>Time:</b>	9:30 a.m., Eastern Daylight Time
<b>Location: *</b>	FTI Consulting, Inc. 555 12 <sup>th</sup> Street NW Suite 700 Washington, D.C. 20004
<b>Record Date:</b>	Close of business on March 3, 2022
<b>Stock Symbol:</b>	FCN
<b>Exchange:</b>	New York Stock Exchange (the “NYSE”)
<b>Common Stock Outstanding as of the Close of Business on the Record Date Entitled to Vote at the Annual Meeting:</b>	34,432,204 shares of common stock, par value \$0.01 per share (“Common Stock”)
<b>Registrar and Transfer Agent:</b>	American Stock Transfer & Trust Company
<b>State of Incorporation:</b>	Maryland
<b>Year of Incorporation:</b>	1982
<b>Public Company Since:</b>	1996
<b>Corporate Website:</b>	<a href="http://www.fticonsulting.com">www.fticonsulting.com</a>

---

\* The 2022 annual meeting of shareholders is currently scheduled to be held at 555 12<sup>th</sup> Street NW, Suite 700, Washington, D.C. 20004. However, as part of our precautions regarding the coronavirus disease 2019 (“COVID-19”), we are planning for the possibility that the annual meeting may be held solely by means of remote communication. If we take this step, we will announce the decision to do so in advance, and details on how to participate will be set forth in a press release issued by the Company and available at <https://ir.fticonsulting.com/press-releases> and <https://www.virtualshareholdermeeting.com/FCN2022>, where you will also find information on how to attend the virtual meeting.

Forward-Looking Statement. This document includes forward-looking statements within the meaning of the Private Securities Litigation Reform Act of 1995. All statements other than statements of historical or current facts, including statements regarding environmental, social and governance (“ESG”)-related matters and other sustainability plans, initiatives, projections, goals, commitments, expectations or prospects, made in this document are forward-looking. We use words such as anticipates, believes, commits, expects, future, goal, intends, plans, projects, seeks and similar expressions to identify forward-looking statements. Forward-looking statements reflect management’s current expectations and are inherently uncertain. Actual results or outcomes could differ materially for a variety of reasons. Risks and uncertainties that could cause our actual results to differ significantly from management’s expectations are described in our Annual Report on Form 10-K for the year ended December 31, 2021, filed with the Securities and Exchange Commission (the “SEC”) on February 24, 2022. Any references to standards of measurement and performance made regarding our ESG-related matters and other sustainability plans and goals are developing and based on assumptions, and no assurance can be given that any such plan, initiative, projection, goal, commitment, expectation or prospect can or will be achieved. Website references and references to policies and reports throughout this document are provided for convenience only, and the content of referenced websites, policies and reports is not incorporated by reference into this document.

## ABOUT FTI CONSULTING

### Our Purpose

We are one company with five business segments that are united by **one purpose**: to help our clients with an ever-increasing share of their most significant opportunities and challenges.

### Our Values

Integrity | Creativity | Achievement | Respect | Empathy

#### **Corporate Finance & Restructuring:**

Focuses on the strategic, operational, financial, transactional and capital needs of clients and delivers a wide range of service offerings related to restructuring, business transformation and transactions.

#### **Forensic and Litigation Consulting:**

Provides a range of multidisciplinary and independent services related to risk advisory, investigations and disputes.

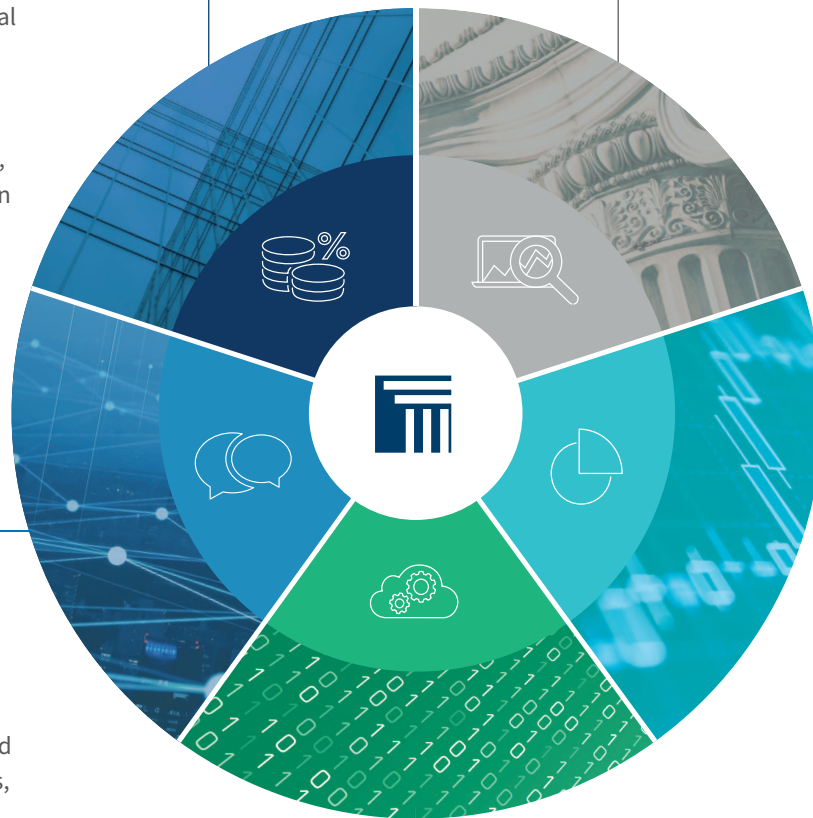
#### **Economic Consulting:**

Analyzes complex economic issues for use in legal, regulatory and international arbitration proceedings, strategic decision making and public policy debates.

#### **Strategic Communications:**

Designs and executes communications strategies to manage financial, regulatory and reputational challenges, navigate market disruptions, articulate corporate brands, stake competitive positions and preserve freedom to operate.

#### **Technology:** Offers a comprehensive portfolio of consulting and services for information governance, privacy and security, electronic discovery (e-discovery) and insight analytics.



# FTI Consulting at a Glance

**1982**

Year founded

**121**

Offices in 88 cities  
around the globe

**650**

Senior Managing  
Directors

**6,700+**

Employees worldwide

**852**

Ranked 852 on the  
Fortune 1000

**7/10**

Adviser to 7 of the top  
10 private equity firms  
on the Private Equity  
International 300  
(PEI 300) list

**98/100**

Adviser to 98 of the  
world's top 100 law firms

**59/100**

59 of the Fortune 100  
companies are clients

**9/10**

Adviser to 9 of the  
world's top 10 bank  
holding companies



## 2021 Awards & Recognition

“Our success has been driven by committing to support our people and our clients, independent of market conditions, a commitment that has allowed us to deliver increasingly powerful results for our clients while creating a robust environment where talented people who choose to build their career here can thrive.” – Steven H. Gunby, President & Chief Executive Officer of FTI Consulting

### A BEST FIRM TO WORK FOR

*Consulting magazine*

### GREAT PLACE TO WORK-CERTIFIED COMPANY IN THE U.S. AND UK

*Great Place to Work®*

### BEST WORKPLACE IN TECH IN THE SUPER LARGE ORGANIZATION CATEGORY

*Great Place to Work® UK*

### ONE OF AMERICA'S BEST MANAGEMENT CONSULTING FIRMS

*Forbes*

### CONSULTING FIRM OF THE YEAR

*Who's Who Legal*

### CONSULTANT OF THE YEAR

*WorldECR*

### MOST EXPERTS NAMED TO CONSULTING EXPERTS GUIDE

*Who's Who Legal*

### MOST RECOGNITIONS IN THE CHAMBERS LITIGATION SUPPORT GUIDE

*Chambers and Partners*

### #1 EXPERT WITNESS FIRM ON GAR 100 EXPERT WITNESS FIRMS' POWER INDEX

*Global Arbitration Review*

### COMMUNICATIONS FIRM OF THE YEAR

*The M&A Advisor*

### INVESTIGATIONS DIGITAL FORENSICS FIRM OF THE YEAR

*Who's Who Legal*

### #1 U.S. RESTRUCTURING ADVISER

*The Deal*

### GLOBAL TURNAROUND CONSULTING FIRM OF THE YEAR

*Global M&A Network*

### ARBITRATION EXPERT FIRM OF THE YEAR

*Who's Who Legal*

### LEADER ON THE CHAMBERS CRISIS & RISK MANAGEMENT GUIDE

*Chambers and Partners*

### MOST PROFESSIONALS NAMED TO THE COMMERCIAL LITIGATION GUIDE

*Who's Who Legal*

## 2021 Achievements

FTI Consulting delivered record financial performance in 2021.



**\$2.78 Billion**

Record revenues reflecting **10.3%** organic growth compared with 2020



**\$354.0 Million**

Adjusted EBITDA <sup>(1)</sup> increased **6.5%** compared with 2020



**\$6.65**

EPS of **\$6.65**, up **17.3%** compared with 2020



**\$494.5 Million**

Cash and cash equivalents of **\$494.5 million** compared with \$295.0 million at the end of 2020



**Global Reach**

Revenues outside the U.S. increased **16.5%** compared with 2020



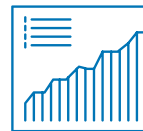
**The Rhodes Group**

Acquired **The Rhodes Group**, a leading construction consulting firm



**5,401 Billable Professionals**

Billable headcount increased **6.6%** compared with 2020



**\$5.3 Billion**

Equity Market Capitalization, **doubling** since 2018 <sup>(2)</sup>



**(\$178.2) Million**

Total debt, net of cash, reduced by **\$199.5 million** since December 31, 2020



**37.3%**

FCN stock price increased **37.3%** from December 31, 2020 to December 31, 2021

<sup>(1)</sup> See [Appendix A](#) for the definitions of EBITDA, as adjusted (“Adjusted EBITDA”), and other financial measures for financial reporting purposes referred to in this proxy statement (“Proxy Statement”) that have not been presented or prepared in accordance with generally accepted accounting principles in the United States (“GAAP”) and are considered not in conformity with GAAP (“non-GAAP”) under the rules promulgated by the SEC, and the reconciliations of non-GAAP financial measures to the most directly comparable GAAP financial measures. Certain of these non-GAAP financial measures are not defined the same as the similarly-named financial measures used to establish annual incentive pay (“AIP”) for the year ended December 31, 2021 (“2021 AIP”). See the section of this Proxy Statement titled “Information about our Executive Officers and Compensation — Compensation Discussion and Analysis — 2021 Pay Outcomes — 2021 Annual Incentive Pay — Financial Metrics” beginning on [page 51](#) and [Appendix B](#) for the definitions of similarly-named non-GAAP financial measures for determining 2021 AIP, and [Appendix B](#) for the reconciliations of such non-GAAP financial measures to the most directly comparable GAAP financial measures.

<sup>(2)</sup> “Equity Market Capitalization” for the years 2018 and 2021 has been calculated by multiplying (i) the number of total shares of Common Stock outstanding on December 31 of the applicable year by (ii) the closing price per share of Common Stock of the Company reported on the NYSE for December 31 of the applicable year.

## Our Strategy for Sustainable Growth

2021 was another great year for FTI Consulting, which we believe is further confirmation of the *fundamental strength of this Company*: **what our people are doing every day to build our business in ways that allow us to help our clients navigate their most significant opportunities and challenges.**

Sustainable growth in professional services comes from attracting, developing and promoting great professionals with ambitions to grow their segments, practices and services. Over the last several years, our financial results have shown that if we do the right things for our business over any medium-term period, even though quarters and market conditions can fluctuate, through those efforts we can build a powerful growth engine.

This means not overreacting to temporary factors that are out of management's control and being willing to support our strong segments, practices and professionals, even in the face of short-term market headwinds, because we believe over any multi-year period, the financial performance of great professional services firms is dictated by components of the business that *can be influenced by management*, such as:

- **Promoting, developing and attracting talented professionals** who can strengthen and build leading positions in areas of critical client needs.
- **Investing EBITDA** behind key growth areas in which we have a right to win.
- Leveraging investments to build positions that will support **profitable growth on a sustained basis** through a variety of economic conditions.
- Actively evaluating and considering opportunistic acquisitions, but committing on a day-in, day-out basis to **growth by organic means**.
- **Maintaining a strong balance sheet** and committing to using our **robust cash flow generation** to enhance shareholder returns.
- **Creating a diverse, inclusive and high-performing culture** where our professionals can grow their career and achieve their full potential.
- **Being a responsible corporate citizen** that drives positive change in the communities in which we do business.

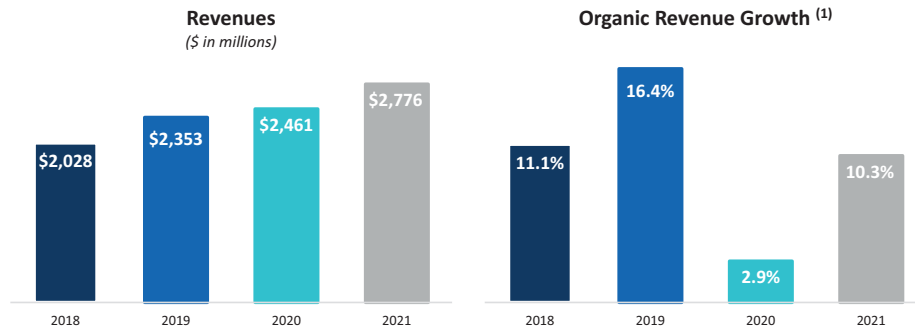
2021 presented both unique and unprecedented challenges for our business and our people. Our sustained top-line growth in the face of the COVID-19 pandemic is a testament to the depth and diversity of our business and segments and practices, their relevance to our clients facing major events, and, most importantly, our commitment to having the courage, conviction and wherewithal to invest behind and support our professionals, irrespective of short-term factors.

We believe if we continue to have the confidence to not overreact to short-term factors, over the medium-term, we will build businesses that great people want to be a part of — segments and practices that attract great people, that support their ambitions and development and that allow them to build businesses and client relationships that, through the short-term headwinds and tailwinds, become sustainable, powerful, durable and resilient growth engines.

## Our Strategy in Action – A Powerful Platform for Sustainable Growth

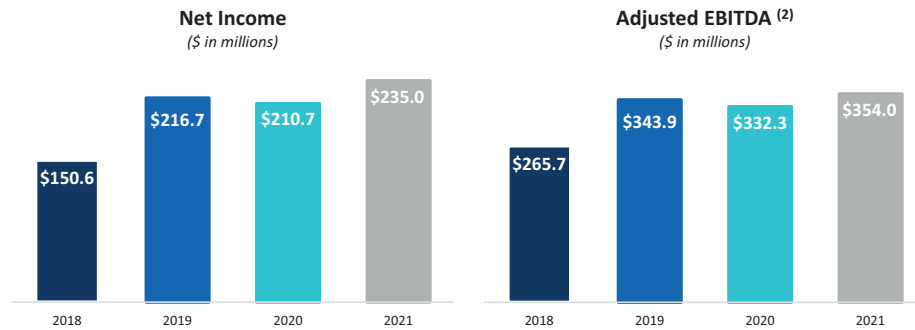
### Diversified Platform Drives Double-Digit Revenue Growth

Multi-year trajectory of record revenues supported by robust organic growth



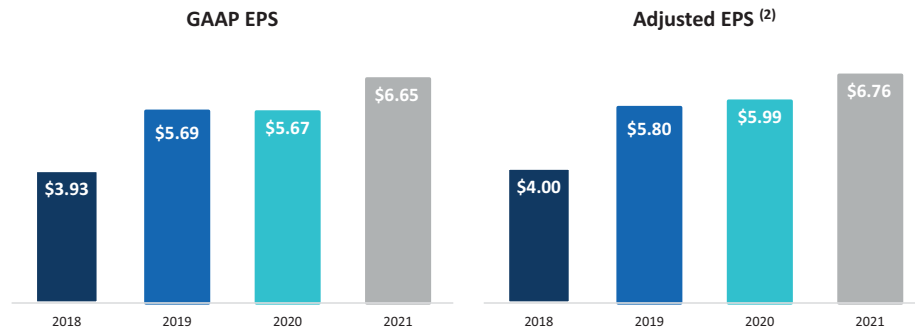
### Focus on Profitable Growth

Committed to driving profitability over the medium term while investing behind leading people and positions



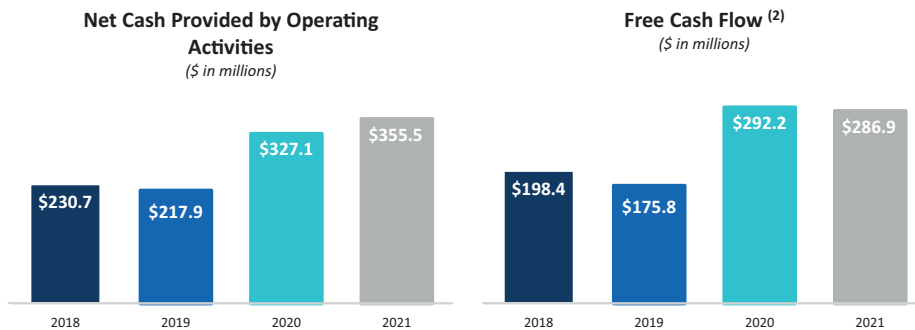
### Robust Earnings Growth

GAAP and Adjusted Earnings per Share ("EPS") have increased 69% since 2018



### Robust Cash Flow Generation

Committed to using our robust cash flow generation to enhance shareholder returns



- 
- (1) “Organic Revenue Growth” has been calculated excluding the impact of acquisitions and foreign currency (FX) translation in each of the years presented.
- (2) See [Appendix A](#) for the definitions of Adjusted EBITDA, earnings per diluted share, as adjusted (“Adjusted EPS”), Free Cash Flow and other non-GAAP financial measures for financial reporting purposes referred to in this Proxy Statement and the reconciliations of non-GAAP financial measures to the most directly comparable GAAP financial measures. Certain of these non-GAAP financial measures are not defined the same as the similarly-named financial measures used to establish annual incentive pay (“AIP”). See “Information about Our Executive Officers and Compensation — Compensation Discussion & Analysis — 2021 Pay Outcomes — 2021 Annual Incentive Pay — Financial Metrics” beginning on [page 51](#) and [Appendix B](#) for the definitions of similarly-named financial measures for determining the AIP of our named executive officers for the year ended December 31, 2021, and [Appendix B](#) for the reconciliations of such non-GAAP financial measures to the most directly comparable GAAP financial measures.

## ESG-RELATED PRACTICES, POLICIES, PROGRESS AND ACHIEVEMENTS

FTI Consulting is committed to being a responsible corporate citizen, and we believe proactively identifying and addressing ESG-related risks and opportunities are both integral to sustaining our strong growth trajectory and critical to maintaining our license to operate in today’s dynamic market.

The following pages discuss our company-specific sustainability and corporate citizenship initiatives while seeking to align with established reporting frameworks and standards, including the Task Force on Climate-Related Financial Disclosures (TCFD) and the Sustainability Accounting Standards Board (SASB). In 2021, we also responded to the Carbon Disclosure Project (CDP) Climate Change questionnaire. These disclosures are reflective of our commitment to transparent reporting of our sustainability journey to our stakeholders. As a participant to the United Nations’ (“UN”) Global Compact, FTI Consulting supports the Ten Principles (the “Principles”) on human rights, labor, environment and anti-corruption. The UN Global Compact and its Principles are ingrained in our culture, policies and day-to-day operations. For further information on these disclosures and to learn more about FTI Consulting’s ESG program, please review our [Corporate Sustainability Report](#).

The Company’s policies and reports relating to ESG topics can be found in the Governance section of the Company’s website under “[About FTI — Governance](#)” at <http://www.fticonsulting.com/about/governance>.

### Environmental

*FTI Consulting recognizes that climate change is a global threat and one of the most significant environmental challenges of our time. The Company and our employees are committed to doing our part in addressing climate change and reducing our collective environmental impact.*



### Sustainability

- Committed to achieving net-zero greenhouse gas (“GHG”) emissions by 2030.
- Published FTI Consulting’s first-ever Corporate Sustainability Report.
- Committed to identifying emission reduction targets for Scope 1 and Scope 2, as well as business travel, in 2022 and intend to work toward having these goals validated by the Science Based Targets initiative (SBTi).
- Reduced GHG emissions by 12% in 2021 compared with 2020.
- Reduced emissions intensity per employee by 18% from 2.59 MT CO<sub>2</sub>e in 2020 to 2.13 MT CO<sub>2</sub>e in 2021.
- Achieved 100% renewable energy in FTI Consulting’s London office, one of our largest offices globally.
- 62% of employees sit in LEED-certified (or equivalent) buildings.
- Server infrastructure has been 90+% virtualized.
- Achieved first-ever Fitwel-certified office with the opening of FTI Consulting’s New York City office at 1166 Avenue of the Americas.

For more information about FTI Consulting’s environmental practices and the methodology used to calculate environmental impact, please review the Company’s [Environmental Responsibility & Climate Change Disclosure Policy](#).

## Social

*We seek to foster a diverse and inclusive culture, to be the Company of choice for professionals to build and advance in their career and to empower our people to do good in our communities.*



### Corporate Citizenship

- FTI Consulting professionals supported more than 1,200 charitable organizations in 2021 through the Company's Corporate Citizenship Program.
- 28% of employees participated in FTI Consulting's Corporate Citizenship Program in 2021.
- FTI Consulting professionals provided more than 5,400 hours of volunteer service in 2021.
- FTI Consulting professionals donated more than \$4.3 million in pro bono services in 2021, doubling pro bono service provided compared with 2020.
- Employees are provided up to 35 hours each year to participate in a pro bono project, which counts toward their utilization and productivity metrics.
- Employees receive a full day of FTI Consulting-sponsored volunteer time and are eligible to participate in the Company's Employee Matching Gift Program.

### Diversity, Inclusion & Belonging

- Signatory of the CEO Action for Diversity & Inclusion™ pledge.
- 80% of our Named Executive Officers represent diverse groups.
- 46% of our Executive Committee represents diverse groups.
- Reached 81% of our global workforce through our Diversity Ambassadors and FTI Consulting's Women's Initiative ("FTI WIN") programs in 2021.
- Published our workforce gender demographics data globally and ethnicity demographics for employees based in the United States ("U.S."), United Kingdom ("UK"), Canada, South Africa and Australia.
- Increased hiring of Black professionals in the U.S. by 40% in 2021 compared with 2020.
- Increased hiring of Asian professionals in the U.S. and UK by 7% and 16%, respectively, in 2021 compared with 2020.
- Increased female Senior Managing Directors by 6% in 2021 compared with 2020, working toward our goal of reaching 165 female Senior Managing Directors by 2025, which would represent a 76% increase compared with 2020. Since 2018, our total number of female Senior Managing Directors has increased by 54%.
- Increased historically underrepresented minority ("URM") Senior Managing Directors by 13% in 2021 compared with 2020, working toward our goal of reaching 120 URM Senior Managing Directors by 2025, which would represent a 97% increase compared with 2020.
- Increased female employees in management positions (Manager level and above) by 15% in 2021 compared with 2020.
- Increased female employee representation globally to 42% in 2021 compared with 40% in 2020.
- Extended our 50/50 gender balanced hiring target for campus and graduate hires to include Consultant and Senior Consultant levels in 2021.
- Over 3,100 Manager level and above professionals completed inclusive culture training, with 820 professionals participating virtually in 2021.

- Launched several new Diversity, Inclusion & Belonging programs in 2021, including:
  - The FTI Hispanic/Latinx Organization for Leadership and Advancement (HOLA) initiative.
  - A microaggressions training for all Consultant and Senior Consultant level professionals.
  - FTI WIN Drive, a coaching program for Senior Director level and above female professionals, which focuses on supporting participants in achieving personal career goals, among other topics, and provides small group coaching on business development, business origination, cross-segment networking and more.
- Member of Stonewall's Global Diversity Champions program, one of the leading benchmarks for global LGBTQ+ workplace diversity and inclusion.

For more information, please view our [Human Capital Report](#).

### Human Capital

- Named to *Forbes* magazine's list of America's Best Management Consulting Firms for the sixth consecutive year.
- Recognized as a Best Firm to Work For by *Consulting* magazine for the fourth consecutive year.
- Named a Great Place to Work-Certified™ company in the U.S. and UK.
- Increased total global headcount by 7% in 2021 compared with 2020.
- Voluntary employee turnover rate of 16% in 2021.
- Employee engagement score of 80% job satisfaction in 2021.
- Achieved 86% acceptance rate for experienced hires and 75% acceptance rate for campus hires in 2021.
- Continued to evolve hybrid working principles to balance outstanding client service with employee flexibility and well-being.
- Launched employee platform featuring mental health, fitness and financial literacy modules and support tools.

### Professional Development

- Offered more than 840 talent development trainings overall in 2021, a 42% increase compared with 2020.
- 88% of employees participated in talent development training programs in 2021:
  - Employees logged more than 88,500 training hours.
  - Average annual training hours per employee of 13.1 hours.
- More than 920 professionals were selected for and completed leadership training programs in 2021.
- Employees reported an 88% satisfaction rating for talent development courses taken in 2021.
- Offered key programs in business development for over 1,250 client-facing professionals across all levels and all regions in 2021.
- Over 1,250 professionals were promoted in 2021, a record number.

## Governance

*Our approach to corporate governance is informed by principled actions, effective decision making and appropriate monitoring of compliance, risks and performance.*



### Board Oversight

- The Nominating, Corporate Governance and Social Responsibility Committee oversees FTI Consulting’s ESG strategy and performance and reports to the full Board of Directors (the “Board”).

### Best Practice Board Leadership

- 90% of the Board represents independent directors.
- Independent non-employee Chairman of the Board.
- 100% independent committee membership.
- Annual election of directors by majority in uncontested elections, with director resignation policy.
- 30% of directors are female.
- 30% of directors are racially diverse.
- 20% of directors are based outside of the U.S.

### Shareholder Rights

- No poison pill.
- No outstanding enhanced voting rights shares.

### Compliance and Business Ethics

- [Code of Ethics and Business Conduct Policy](#) supported by training offered to all employees globally.
- [Privacy Policy](#) and mandatory periodic information technology security and privacy training.
- Third-party contractors must acknowledge FTI Consulting’s [Anti-Corruption Policy](#) and [Vendor Code of Conduct](#).
- [Policy on Reporting Concerns and Non-Retaliation](#) and access to anonymous FTI Consulting Integrity Helpline for officers, employees and non-employee directors.
- [Policy on Inside Information and Insider Trading](#) supported by training to all employees globally.
- Maintain policies related to specific legal and business requirements, such as anti-corruption laws, privacy laws and international sanctions rules.



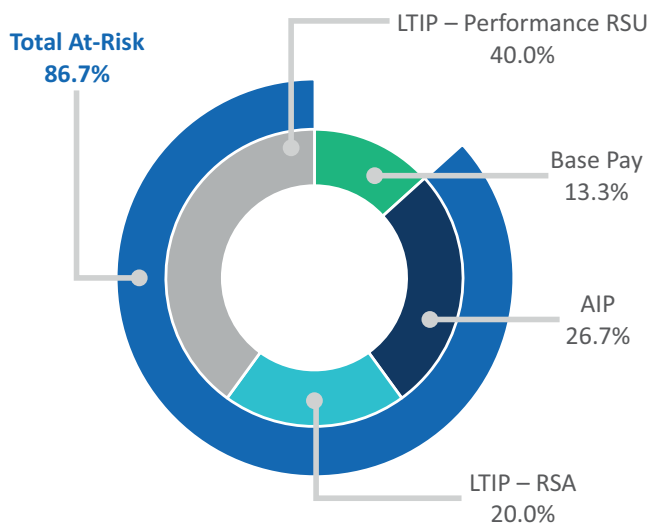
## KEY ELEMENTS OF 2021 COMPENSATION PROGRAM

Our executive compensation program is strongly linked to the financial and operational performance of the Company. The overall design of our compensation program and each of its three primary components have remained consistent year-over-year, and we did not modify our incentive programs during 2021 due to the ongoing impact of COVID-19 on our business.

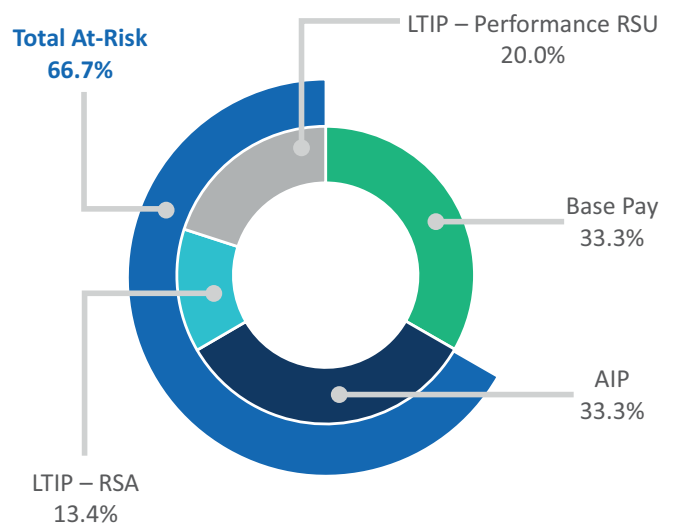
<p><b>Annual Cash Base Salary</b></p>	<p><b>Fixed element of annual compensation</b></p> <p><i>No change to base salary levels for 2021 from 2020</i></p>
<p><b>Annual Incentive Pay ("AIP") Program</b></p>	<p>Short-term cash incentive with variable payout opportunities based on Adjusted EPS, Adjusted EBITDA and individual performance measured against annual performance goals</p> <p><i>No change to types of AIP payout opportunities for 2021 from 2020</i></p>
<p><b>Long-Term Incentive Pay ("LTIP") Program</b></p>	<p>Long-term equity incentives in the forms of time-based awards of shares of restricted stock ("RSAs") and performance-based awards of restricted stock units ("Performance RSUs") with multi-year vesting schedules</p> <p><i>No change to types of LTIP equity award opportunities for 2021 from 2020</i></p>

Our executive compensation program is designed with a focus on pay-for-performance. The charts below demonstrate that the Company's executive compensation program balances fixed and at-risk pay, with 86.7% of the chief executive officer's ("CEO's") target annual total compensation at-risk and 66.7% of our other named executive officers' target annual compensation at-risk:

**2021 CEO's Compensation at Target**



**2021 Other NEOs' Compensation at Target**



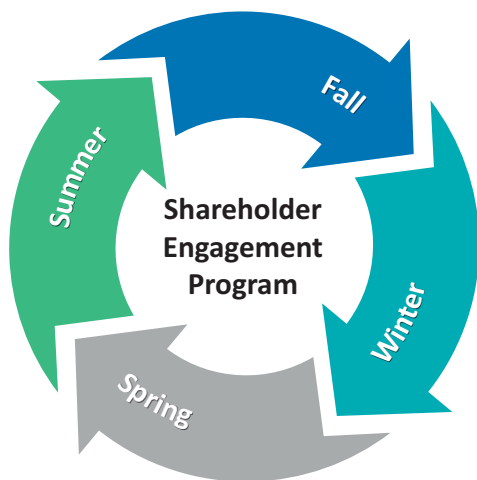
## 2021 SHAREHOLDER ENGAGEMENT AND OUTREACH

### Consideration of Most Recent Say-on-Pay Vote Results

At our 2021 annual meeting of shareholders, our shareholders expressed support for our executive compensation program with approximately 97.8% of the votes cast in favor of our say-on-pay proposal approving named executive officer compensation for the year ended December 31, 2020. Our compensation decisions were informed by discussions in the second half of 2020 with our non-executive shareholders holding approximately 52.1% of our outstanding shares. These discussions reinforced our belief that the changes we have adopted over the past several years were responsive to our shareholders' feedback. See the section titled "Information about Our Executive Officers and Compensation — Compensation Discussion and Analysis — What Guides Our Program — How We Make Compensation Decisions — The Decision-Making Process" beginning on [page 45](#) of this Proxy Statement.

### Robust Shareholder Engagement and Outreach

We have a robust shareholder engagement program that proactively offers shareholders access to management and the Board at multiple touchpoints throughout the year. We regularly speak with a broad spectrum of our shareholders on a variety of topics. Such communications allow us to provide perspective on Company policies and practices, stay attuned to shareholder sentiment on a variety of issues, and address shareholder concerns with our policies and practices, when appropriate. Generally, we communicate with our major shareholders through our executive management and investor relations professionals. Periodically, our Chairman of the Board and Chair of the Compensation Committee communicate with major shareholders as well, which allows our directors to directly solicit and receive our shareholders' views on our strategy, performance and executive compensation program.



#### Fall

Informed by our summer report, we extend an invitation to our 20 largest shareholders to assess corporate governance and compensation trends and practices that are important to them.

#### Winter

Report shareholder feedback from our fall meetings to the Board and use shareholder feedback to enhance our proxy disclosure and make appropriate changes to our governance practices and executive compensation program.

#### Spring

Conduct follow-up conversations with our largest shareholders and extend an invitation to our 20 largest shareholders to discuss important issues that will be considered at our upcoming annual meeting.

#### Summer

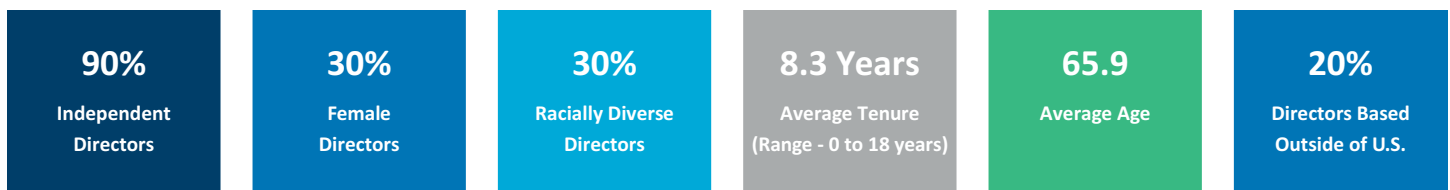
Prepare a report for the Board that includes a review of voting results and feedback we received from our shareholders during the proxy season. This discussion informs outreach and engagement plans for our meetings with shareholders during the fall.

## BOARD COMPOSITION AND CHARACTERISTICS


Our director nominees are a diverse group of experienced business leaders who provide unique perspectives to the Company’s business discussions and strategic plans, which we believe is critical to ensuring that we maintain a high-functioning Board of Directors (the “Board”). Collectively, the tenure of our director nominees balances deep experience at the Company with fresh perspectives. Our director nominees also have diverse expertise and skills that enable them to effectively carry out their duties and responsibilities.

In 2021, the Nominating, Corporate Governance and Social Responsibility Committee engaged an independent adviser to assist with identifying qualified and diverse candidates for nomination as directors as part of its Board refreshment process. On March 22, 2022, the Board increased its size to ten directors from eight directors. The Nominating, Corporate Governance and Social Responsibility Committee nominated, and the Board elected, Nicole S. Jones and Stephen C. Robinson to fill such vacancies on the Board until the 2022 annual meeting of shareholders and until his or her successor is duly elected and qualifies or until his or her death, resignation, retirement or removal (whichever occurs earliest).


When considering Ms. Jones’ nomination, the Nominating, Corporate Governance and Social Responsibility Committee considered, among other factors, the significant extent of her leadership and public company employment experience with multinational corporations, as well as extensive regulatory and industry experience, notably in insurance, an industry focus of the Company. Mr. Robinson brings extensive legal and judicial litigation and investigations experience with a multinational law firm and as a former U.S. District Judge for the U.S. District Court for the Southern District of New York, government employment and insurance industry experience, and experience as a member of another public company’s board of directors. Both Ms. Jones and Mr. Robinson further enhance the Board’s diversity, which is of high importance to the Board.



Detailed information on each of our ten nominees can be found in the section titled “Information about the Board of Directors and Committees — Information about the Nominees for Director” beginning on [page 13](#) of this Proxy Statement.

DIRECTOR	AGE	DIRECTOR SINCE	INDEPENDENT DIRECTORS	COMMITTEE MEMBERSHIP		
				AUDIT	COMPENSATION	NOMINATING, CORPORATE GOVERNANCE AND SOCIAL RESPONSIBILITY
<b>Gerard E. Holthaus</b> Lead Independent Director of WillScot Mobile Mini Holdings Corp.	72	2004		●	●	
<b>Steven H. Gunby</b> President and Chief Executive Officer of FTI Consulting, Inc.	64	2014				
<b>Brenda J. Bacon</b> President and Chief Executive Officer of Brandywine Senior Living LLC	71	2006	✓		●	C
<b>Mark S. Bartlett</b> Former Partner at Ernst & Young LLP	71	2015	✓	●		
<b>Claudio Costamagna</b> Chairman of CC e Soci S.r.l.	66	2012	✓		C	
<b>Sir Vernon Ellis</b> Former Chair of the Board of Trustees of the British Council	74	2012	✓	●		●
<b>Nicholas C. Fanandakis</b> Senior Adviser to the Chief Executive Officer of DuPont de Nemours, Inc.	65	2014	✓	C		
<b>Nicole S. Jones</b> <sup>(1)</sup> Executive Vice President and General Counsel of Cigna Corporation	52	2022	✓			
<b>Stephen C. Robinson</b> <sup>(1)</sup> Retired Partner of the Law Firm of Skadden, Arps, Slate, Meagher & Flom LLP	65	2022	✓			
<b>Laureen E. Seeger</b> Chief Legal Officer of the American Express Company	60	2016	✓		●	●

<sup>(1)</sup> On March 22, 2022, Nicole S. Jones and Stephen C. Robinson were elected by the Board to fill vacancies resulting from its increase of the size of the Board to ten directors from eight directors. Ms. Jones and Mr. Robinson have not been elected to Committee assignments.

 Independent Chairman of the Board  
**C** Committee Chair

## SUMMARY OF VOTING PROPOSALS AND BOARD RECOMMENDATIONS

PROPOSAL NUMBER	PROPOSAL	BOARD OF DIRECTORS VOTING RECOMMENDATION
No. 1	Consider and vote upon the election as directors of the ten nominees named in the Proxy Statement	FOR each nominee
<p>Each of the ten directors has been nominated by the Board to stand for election as a director of the Company. Each nominee, if elected, will serve as a director for a term until the next annual meeting of shareholders and until his or her successor is duly elected and qualifies or until his or her death, resignation, retirement or removal (whichever occurs earliest). (See <a href="#">page 12</a>)</p>		
No. 2	Consider and vote upon the ratification of the appointment of KPMG LLP as FTI Consulting, Inc.’s independent registered public accounting firm for the year ending December 31, 2022	FOR
<p>Our Audit Committee has appointed KPMG LLP (“KPMG”) as the independent registered public accounting firm to audit our books and records for the year ending December 31, 2022. KPMG has acted as our auditor since 2006. We are offering shareholders the opportunity to ratify the appointment of our independent registered public accounting firm as a matter of good corporate governance practice. (See <a href="#">page 30</a>)</p>		
No. 3	Consider and vote upon an advisory (non-binding) resolution to approve the compensation of the named executive officers for the year ended December 31, 2021 as described in the proxy statement	FOR
<p>In accordance with applicable law and the preference of our shareholders to cast an advisory (non-binding) vote on say-on-pay every year, we are affording our shareholders the opportunity to cast an advisory (non-binding) vote to approve the following resolution:  “RESOLVED, that the shareholders approve, on an advisory (non-binding) basis, the compensation of the Company’s named executive officers for the year ended December 31, 2021 as described in the Proxy Statement for the 2022 Annual Meeting of Shareholders.”  (See <a href="#">pages 31 and 32</a>)</p>		
The transaction of any other business that may properly come before the meeting or any postponement or adjournment thereof		N/A



555 12<sup>th</sup> Street NW  
Suite 700  
Washington, D.C. 20004  
+1.202.312.9100

April 15, 2022

# PROXY STATEMENT for 2022 ANNUAL MEETING of SHAREHOLDERS

The Annual Meeting of Shareholders of FTI Consulting, Inc., a Maryland corporation (the “Company” or “FTI Consulting”), will be held on June 1, 2022 (the “Annual Meeting”) at 9:30 a.m., Eastern Daylight Time, at FTI Consulting’s principal executive office, which is located at 555 12<sup>th</sup> Street NW, Suite 700, Washington, D.C. 20004.

Our Board of Directors (the “Board”) is soliciting our shareholders’ proxies to be exercised at the Annual Meeting. Shareholders of the Company as of the close of business on March 3, 2022, the record date for the Annual Meeting (the “Record Date”), are entitled to notice of, and to vote at, the Annual Meeting or any postponement or adjournment of the Annual Meeting.

This proxy statement (“Proxy Statement”) provides information that you should read before you vote (or authorize a proxy to vote) on the proposals that will be presented to you at the Annual Meeting and is intended to assist you in deciding how to vote your shares of common stock, par value \$0.01 per share (“Common Stock”), of the Company.

On or about April 15, 2022, we began mailing or emailing to shareholders of record as of the close of business on the Record Date a Notice of Internet Availability of Proxy Materials (“Notice”) containing instructions on how to access this Proxy Statement and our Annual Report to Shareholders for the year ended December 31, 2021 (the “Annual Report”) online, and we began sending a full set of the proxy materials and Annual Report to shareholders who previously requested paper copies.

Finally, the Annual Meeting is currently scheduled to be held at 555 12<sup>th</sup> Street NW, Suite 700, Washington, D.C. 20004. However, as part of our precautions regarding the coronavirus disease 2019 (“COVID-19”), we are planning for the possibility that the Annual Meeting may be held solely by means of remote communication. If we take this step, we will announce the decision to do so in advance, and details on how to participate will be set forth in a press release issued by the Company and available at <https://ir.fticonsulting.com/press-releases> and <https://www.virtualshareholdermeeting.com/FCN2022>, where you will also find information on how to attend the virtual meeting.

## INFORMATION ABOUT THE ANNUAL MEETING AND VOTING

### WHY AM I RECEIVING THESE PROXY MATERIALS?

You are invited to attend the Annual Meeting and are entitled to consider and vote on the items of business described in this Proxy Statement. The proxy materials include the Notice and our Annual Report. If you received a paper copy of these materials by mail or email, the proxy materials also include a proxy card or voting instruction card for the Annual Meeting.

The information in this Proxy Statement describes (i) the proposals to be considered and voted on at the Annual Meeting, (ii) the voting process, (iii) the ten nominees for director named in this Proxy Statement, (iv) information about our Board and committees of our Board (collectively, the “Committees”), (v) the compensation of our named executive officers (each an “NEO,” and collectively, the “NEOs”) and non-employee directors for the year ended December 31, 2021, and (vi) certain other information we are required or have chosen to provide to you.

### WHY DID I RECEIVE A NOTICE OF INTERNET AVAILABILITY OF PROXY MATERIALS?

We are sending a Notice, by mail or email, to many shareholders instead of paper copies of the proxy materials and Annual Report. All shareholders receiving the Notice will find instructions on how to access this Proxy Statement and our Annual Report on the website referred to in the Notice or how to request a printed set of these materials at no charge. Choosing to receive future proxy materials and annual reports over the Internet or by email will save us the cost of printing and mailing documents and will reduce the impact on the environment of holding annual meetings. Your election to receive the proxy materials and annual reports over the Internet or by email will remain in effect until it is terminated. Your Notice will contain instructions on how to:

- view our proxy materials for the Annual Meeting on the Internet;
- view our Annual Report on the Internet;
- vote your shares of Common Stock of the Company or authorize a proxy to vote your shares; and
- instruct us to send future proxy materials to you by mail or electronically by email.

### WHY DID I RECEIVE PAPER COPIES OF THE PROXY MATERIALS AND ANNUAL REPORT?

We are providing some of our shareholders, including shareholders who have previously requested paper copies of the proxy materials and Annual Report and some of our shareholders who live outside the United States (“U.S.”), with paper copies of this Proxy Statement and the Annual Report instead of the Notice. In addition, any shareholder may request to receive proxy materials and annual reports in printed form by mail or electronically by email or over the Internet on an ongoing basis.

### HOW CAN I REQUEST PAPER COPIES OF THE PROXY MATERIALS AND ANNUAL REPORT?

Shareholders will find instructions about how to obtain paper copies of the proxy materials and Annual Report in the Notice or the email you receive. **Additionally, we will promptly send a copy of the Annual Report to you at no charge upon written request to our Corporate Secretary at FTI Consulting, Inc., 6300 Blair Hill Lane, Suite 303, Baltimore, MD 21209 or by email to [FTI2022annualmeeting@fticonsulting.com](mailto:FTI2022annualmeeting@fticonsulting.com).**

### WHEN AND WHERE WILL THE COMPANY HOLD THE ANNUAL MEETING?

The Annual Meeting will be held on Wednesday, June 1, 2022 at 9:30 a.m., Eastern Daylight Time. If held in person, the Annual Meeting will be held at our executive office located at 555 12<sup>th</sup> Street NW, Suite 700, Washington, D.C. 20004, telephone no. +1.202.312.9100.

However, as part of our precautions regarding the COVID-19 pandemic, we are planning for the possibility that the Annual Meeting may be held solely by means of remote communication. If we take this step, we will announce the decision to do so in advance, and details on how to participate will be set forth in a press release issued by the Company and available at <https://ir.fticonsulting.com/press-releases> and <https://www.virtualshareholdermeeting.com/FCN2022>, where you will also find information on how to attend the virtual meeting.

## WHO MAY VOTE AT THE ANNUAL MEETING?

You may vote all of the shares of our Common Stock that you own as of the close of business on the Record Date. You may cast one vote for each share that you own. As of the close of business on the Record Date, 34,432,204 shares of our Common Stock were issued and outstanding and entitled to vote at the Annual Meeting.

## WHAT IS A QUORUM?

A quorum must be present at the Annual Meeting in order to transact business. A quorum will be established if shareholders entitled to cast a majority of all votes entitled to be cast on any matter are represented in person or by proxy at the Annual Meeting, either in person or by proxy. If a quorum is not established, no business may be conducted at the Annual Meeting, in which case the Annual Meeting may be adjourned without a vote of shareholders by the chairman of the Annual Meeting until such time as a quorum is present, with no notice other than announcement at the Annual Meeting.

Proxies received and marked as abstentions from voting on a proposal and broker non-votes are counted for determining whether a quorum is present. A “broker non-vote” results when a trust, broker, bank or other nominee or fiduciary that holds shares for another person has not received voting instructions from the owner of the shares and, under the applicable rules of the New York Stock Exchange (the “NYSE”), does not have the discretionary authority to vote on a matter. If a properly executed proxy has not been returned, the holder is not present for quorum purposes unless actually present in person at the Annual Meeting.

## WHAT AM I VOTING ON, HOW MANY VOTES ARE REQUIRED TO ELECT DIRECTORS AND APPROVE THE OTHER PROPOSALS AND HOW DOES THE BOARD RECOMMEND I VOTE?

**Proposal No. 1:** Elect as directors the ten nominees named in the Proxy Statement

As there are ten nominees for the ten director seats up for election, each nominee will be elected as a director if he or she receives the affirmative vote of a majority of the total votes cast “FOR” and “WITHHELD” with respect to his or her election as a director at the Annual Meeting. Any abstentions or broker non-votes are not counted as votes cast either “FOR” or “WITHHELD” with respect to a director’s election and will have no effect on the election of directors.

**The Board recommends a vote FOR the election of each nominee as a director.**

**Proposal No. 2:** Ratify the appointment of KPMG LLP (“KPMG”) as FTI Consulting, Inc.’s independent registered public accounting firm for the year ending December 31, 2022

Ratification of the appointment of KPMG as the Company’s independent registered public accounting firm for the year ending December 31, 2022 requires a majority of the votes cast on the proposal at the Annual Meeting to be voted “FOR” this proposal. Abstentions will not count as votes cast either “FOR” or “AGAINST” Proposal No. 2 and will have no effect on the results of the vote on this proposal. Discretionary voting is permitted by the NYSE on this proposal, and, therefore, we do not anticipate any broker non-votes for this proposal.

**The Board recommends a vote FOR the ratification of the appointment of KPMG.**

**Proposal No. 3:** Vote on an advisory (non-binding) resolution to approve the compensation of the named executive officers for the year ended December 31, 2021 as described in the Proxy Statement

The approval of an advisory resolution approving the compensation of our named executive officers for the year ended December 31, 2021 as described in this Proxy Statement for the Annual Meeting requires a majority of the votes cast on this proposal at the Annual Meeting to be voted “FOR” this proposal. Abstentions and broker non-votes will not be counted as votes cast either “FOR” or “AGAINST” Proposal No. 3 and will have no effect on this proposal. However, this proposal is an advisory (non-binding) proposal.

**The Board recommends a vote FOR the advisory (non-binding) resolution to approve the compensation of our named executive officers for the year ended December 31, 2021 as described in the Proxy Statement.**



If you sign, date and return a proxy card, but do not complete voting instructions for a proposal, your shares will be voted with respect to such proposal by the named proxies in accordance with the Board's above recommendations and in the discretion of the proxy holder on any other matter that may properly come before the Annual Meeting or any postponement or adjournment thereof.

#### **CAN I VOTE MY SHARES BY FILLING OUT AND RETURNING THE NOTICE?**

No. The Notice identifies the items to be considered and voted on at the Annual Meeting, but you cannot vote by marking and returning the Notice. The Notice provides instructions on how to authorize a proxy to vote your shares of Common Stock by Internet, by telephone or by requesting a paper proxy card, or how to vote in person by attending and submitting a ballot at the Annual Meeting.

#### **WHO PAYS THE COSTS OF THE PROXY SOLICITATION?**

The Company will pay the cost of soliciting proxies. In addition to the mailing or emailing of the Notice, the proxy materials and the Annual Report, the solicitation of proxies or votes may be made in person, by telephone or by electronic communication by our officers, directors and employees, who will not receive any additional compensation for such solicitation activities.

#### **WHAT DOES IT MEAN IF I RECEIVED MORE THAN ONE PROXY CARD OR VOTING INSTRUCTION CARD?**

If you receive more than one proxy card or voting instruction card, it means that you have multiple accounts with our transfer agent and/or a broker, trust, bank or other nominee or fiduciary, or you may hold shares in different ways or in multiple names (such as through joint tenancy, trusts and custodial accounts). Please vote, or authorize a proxy to vote, all your shares.

#### **WILL MY SHARES BE VOTED IF I DO NOT COMPLETE, SIGN, DATE AND RETURN MY PROXY CARD OR VOTING INSTRUCTION CARD, OR VOTE BY SOME OTHER METHOD?**

If you are a registered "record" shareholder and you do not authorize a proxy to vote your shares of Common Stock by Internet, by telephone or by completing, signing, dating and returning a paper proxy card or voting instruction card, your shares will not be voted unless you attend the Annual Meeting and vote in person. However, if you sign, date and return a proxy card, but do not complete voting instructions for a proposal, your shares will be voted with respect to such proposal by the named proxies in accordance with the Board's recommendations and in the discretion of the proxy holder on any other matter that may properly come before the Annual Meeting or any postponement or adjournment thereof.

If your shares are held in a brokerage account or by a trust, bank or other nominee or fiduciary, you are considered the "beneficial owner" of shares held in "street name," and the Notice or proxy materials were forwarded to you by that organization. In order to vote your shares, you must follow the voting instructions forwarded to you by or on behalf of that organization. Brokerage firms, trusts, banks and other nominees and fiduciaries are required to request voting instructions for shares they hold on behalf of customers and others. As the beneficial owner, you have the right to direct the record holder how to vote, and you are also invited to attend the Annual Meeting. We encourage you to provide instructions to your broker, trust, bank or other nominee or fiduciary on how to vote your shares. Since a beneficial owner is not the record shareholder, you may not vote the shares you beneficially own at the Annual Meeting unless you obtain a legal proxy from the record holder giving you the right to vote the shares at the meeting. We note that obtaining a legal proxy may take several days.

Even if you do not provide voting instructions on your voting instruction card, if you hold shares through an account with a broker, trust, bank or other nominee or fiduciary, your shares may be voted. Brokerage firms have the authority under NYSE rules to vote shares for which their customers do not provide voting instructions on certain "routine" matters. Proposal No. 2, to ratify the appointment of KPMG as our independent registered public accounting firm for the year ending December 31, 2022, is considered a routine matter for which brokers, trusts, banks and other nominees and fiduciaries may vote in the absence of specific instructions.

When a proposal is not considered "routine" and the broker, trust, bank or other nominee or fiduciary has not received voting instructions from the beneficial owner of the shares with respect to such proposal, such firm cannot vote the shares on that proposal. All proposals, other than Proposal No. 2, are non-routine proposals. Votes that cannot be cast by a broker, trust, bank or other nominee or fiduciary on non-routine matters are known as "broker non-votes." Broker non-votes, if any, will have no effect on the election of any of the nominees for director in Proposal No. 1 or the approval of Proposal No. 3.

## HOW CAN I REVOKE MY PROXY AND CHANGE MY VOTE PRIOR TO THE ANNUAL MEETING?

You may change your vote at any time prior to the vote taken at the Annual Meeting. You may revoke or change your vote in any one of four ways:

- You may notify our Corporate Secretary, at our office at 6300 Blair Hill Lane, Suite 303, Baltimore, MD 21209 or by email to [FTI2022annualmeeting@fticonsulting.com](mailto:FTI2022annualmeeting@fticonsulting.com), in writing that you wish to revoke your proxy.
- You may submit a proxy dated later than your original proxy.
- You may attend the Annual Meeting and vote by ballot if you are a shareholder of record. Merely attending the Annual Meeting will not by itself revoke a previously authorized proxy. You must submit a ballot and vote your shares of Common Stock at the Annual Meeting.
- For shares you hold beneficially or in street name, you may change your vote by following the specific voting instructions provided to you by the record holder to change or revoke any instructions you have already provided or, if you obtained a legal proxy from your broker, trust, bank or other nominee or fiduciary giving you the right to vote your shares, by attending the Annual Meeting and voting. Again, attendance alone will not by itself revoke a previously authorized proxy.

## HOW DO I ATTEND THE ANNUAL MEETING?

The Annual Meeting is currently scheduled to be held at 555 12<sup>th</sup> Street NW, Suite 700, Washington, D.C. 20004. However, as part of our precautions regarding the COVID-19 pandemic, we are planning for the possibility that the Annual Meeting may be held solely by means of remote communication. If we take this step, we will announce the decision to do so in advance, and details on how to participate will be set forth in a press release issued by the Company and available at <https://ir.fticonsulting.com/press-releases> and <https://www.virtualshareholdermeeting.com/FCN2022>, where you will also find information on how to attend the virtual meeting.

If you plan to attend the Annual Meeting, you must register in advance by no later than May 18, 2022 and follow these instructions to gain admission. Attendance at the Annual Meeting is limited to shareholders as of the close of business on the Record Date or their authorized proxy holders or representatives. Cameras, sound or video recording equipment, cellular telephones, smartphones or other similar equipment and electronic devices will not be allowed in the meeting room. To gain admission to an in-person Annual Meeting, you must present an admission ticket and valid picture identification, such as a driver's license or passport.

- **If You Vote by Mail.** If you are a shareholder of record and receive your proxy materials by mail, you must mark the box on the proxy card you return to the Company indicating that you will attend the Annual Meeting. Your admission ticket is attached to your proxy card.
- **If You Vote by Internet.** If you are a shareholder of record and receive your materials electronically and authorize a proxy to vote your shares of Common Stock via the Internet, there will be instructions to follow when voting to register to attend the Annual Meeting and print out your admission ticket.
- **Beneficial Owners.** If you are a beneficial owner, bring the notice or voting instruction card that you received from the record holder to be admitted to the Annual Meeting. You will also be asked to present your brokerage statement reflecting your ownership of shares as of the close of business on the Record Date. You will not be able to vote your shares at the Annual Meeting without a legal proxy from the record holder.
- **Authorized Proxy Holder or Named Representatives.** If you are a shareholder as of the close of business on the Record Date and intend to appoint another individual as a proxy holder or authorized named representative to attend the Annual Meeting on your behalf, you must send a written request for an admission ticket by regular mail to our Corporate Secretary at FTI Consulting, Inc., 6300 Blair Hill Lane, Suite 303, Baltimore, MD 21209, by fax to +1.410.951.4878 or by email to [FTI2022annualmeeting@fticonsulting.com](mailto:FTI2022annualmeeting@fticonsulting.com). Each shareholder may appoint only one proxy holder or authorized representative to attend the meeting on his or her behalf. **Requests for authorized proxy holders or named representatives to attend the Annual Meeting must be received by no later than Wednesday, May 18, 2022.** Please include the following information when submitting your request: (i) your name and complete mailing address; (ii) proof that you own shares of Common Stock of the Company as of the close of business on the Record Date (such as a brokerage statement showing your name and address or a letter from the

brokerage firm, trust, bank, or other nominee or fiduciary holding your shares); (iii) a signed authorization appointing such individual to be your authorized named representative at the meeting, which includes the individual's name, mailing address, telephone number and email address, and a description of the extent of his or her authority; and (iv) a legal proxy if you intend such representative to vote your shares at the meeting.

- We reserve the right to deny entry to the Annual Meeting if the above conditions are not satisfied.

#### **WHAT IS HOUSEHOLDING OF ANNUAL REPORT AND PROXY STATEMENT INFORMATION?**

Multiple shareholders who share a single address will receive only one Annual Report and Proxy Statement at that address. This practice, known as "householding," reduces printing and postage costs. Beneficial shareholders may request information about householding from their banks, brokers or other holders of record. If you do not wish to participate in householding and prefer to receive your Notice in a separate envelope, please contact Broadridge Financial Solutions by calling its toll-free number at 1.866.540.7095 or by mail to Broadridge Financial Solutions, Attn.: Householding Department, 51 Mercedes Way, Edgewood, NY 11717.

#### **ADDITIONAL INFORMATION**

On or about April 15, 2022, we began sending a Notice of Internet Availability of Proxy Materials, including Internet availability of the Annual Report, or the Notice of the Annual Meeting, this Proxy Statement and the Annual Report in paper copies, to the Company's shareholders of record as of the close of business on the Record Date. The Annual Report does not constitute a part of the proxy solicitation materials. The Annual Report provides you with additional information about the Company. Copies of our Notice of Annual Meeting, Proxy Statement and Annual Report are available on the Company's website at <https://www.fticonsulting.com> under "About FTI—Governance—Annual Reports" and "About FTI—Governance—Proxy Statements."

## INFORMATION ABOUT THE BOARD OF DIRECTORS AND COMMITTEES

### THE DIRECTOR NOMINATION PROCESS

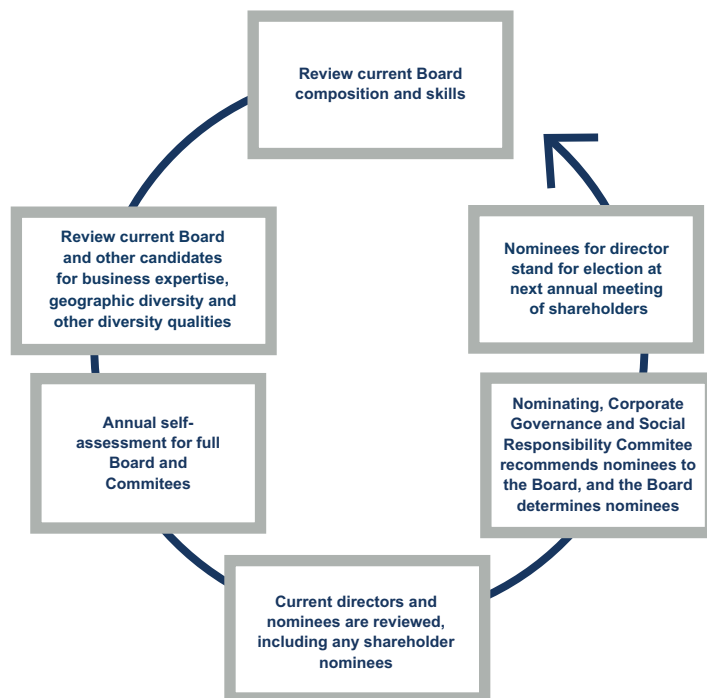
#### Identification of Candidates as Directors for Election at the Annual Meeting

Our Board currently consists of ten directors, nine of whom are independent. During the first quarter of each year, the Board and each Committee conducts a self-assessment, which helps to inform the director nomination process. The Nominating, Corporate Governance and Social Responsibility Committee works with our Board to develop the qualifications, attributes and experience required of Board nominees in light of current Board composition, our business and operations, our long-term and short-term plans, applicable legal and listing requirements and other factors the Nominating, Corporate Governance and Social Responsibility Committee considers relevant.

The Nominating, Corporate Governance and Social Responsibility Committee is authorized, in its sole discretion, to engage outside search firms and consultants to assist with the process of identifying and qualifying candidates for nomination as directors and has the sole authority to negotiate the fees and terms of the retention of such advisers.

The Nominating, Corporate Governance and Social Responsibility Committee evaluates directors for election each year as if they were new candidates. It may identify other candidates for nomination as directors, if necessary, through recommendations from our directors, management, employees, shareholders or outside consultants, as well as through the formal shareholder nomination process described under the section titled “Corporate Governance—Shareholder Nominees for Director” on [page 29](#) of this Proxy Statement. The Nominating, Corporate Governance and Social Responsibility Committee will evaluate candidates in the same manner, regardless of the source of the recommendation.

As part of its refreshment efforts, the Nominating, Corporate Governance and Social Responsibility Committee focuses on ensuring that the non-employee director candidates are independent and have a diverse skill set based on industry- and company-specific knowledge and will bring unique perspectives to the Board. The Nominating, Corporate Governance and Social Responsibility Committee will also consider gender and other diversity-related attributes when evaluating candidates. Specifically, the refreshment process entails:



## Board Composition Developments

In 2021, the Nominating, Corporate Governance and Social Responsibility Committee engaged an independent adviser to assist with identifying qualified and diverse candidates for nomination as directors as part of its Board refreshment process. On March 22, 2022, the Board increased its size to ten directors from eight directors. The Nominating, Corporate Governance and Social Responsibility Committee nominated, and the Board elected, Nicole S. Jones and Stephen C. Robinson to fill such vacancies on the Board, in each case until the 2022 annual meeting of shareholders and until his or her successor is duly elected and qualifies or until his or her death, resignation, retirement or removal (whichever occurs earliest).

When considering Ms. Jones' nomination, the Nominating, Corporate Governance and Social Responsibility Committee considered, among other factors, the significant extent of her business leadership and public company employment experience with multinational corporations, as well as extensive regulatory and industry experience, notably in insurance, an industry focus of the Company. Mr. Robinson brings extensive law firm and legal and judicial litigation and investigations experience with a multinational law firm and as a U.S. District Judge for the U.S. District Court for the Southern District of New York, government employment and insurance industry experience, and experience as a member of another public company's board of directors. Both Ms. Jones and Mr. Robinson further enhance the Board's diversity, which is of high importance to the Board.

## Other Director Qualifications

- **Leadership Experience.** Experience holding a significant leadership position in a complex organization or experience dealing with complex problems, including a practical understanding of strategy, processes, risk management and other factors that accelerate growth and change.
- **Finance or Accounting Experience.** Experience with finance and/or financial reporting that demonstrates an understanding of finance and financial information and processes.
- **Services or Industry Experience.** Experience with our key practice offerings or client industries — such as capital markets, mergers and acquisitions, restructuring, consulting, energy, financial institutions, healthcare and telecom, media and technology — to deepen the Board's understanding and knowledge of our business.
- **Government Experience.** Experience working constructively and proactively with governments and agencies, both foreign and domestic.
- **Other Public Company Board Experience.** Experience serving on the boards and board committees of other public companies provides an understanding of corporate governance practices and trends and insights into board management and the relationships among the board, the chief executive officer and other members of senior management.
- **Global Experience.** Experience managing or growing companies outside the U.S. or with global companies to broaden our knowledge, help direct our global expansion and help navigate the hurdles of doing business outside the U.S.
- **Diversity.** Diversity of gender, race, background, professional skills, work experience and other qualities to bring unique perspectives to the Board to help broaden the Company's understanding and knowledge of the markets we serve.









In addition, the Nominating, Corporate Governance and Social Responsibility Committee and the Board consider other factors as they determine to be appropriate, including:



- **Integrity and Credibility.** High ethical standards and strength of character in the candidate's personal and professional dealings and a willingness to be held accountable.
- **Business Judgment.** Mature and practical judgment and a history of making good business decisions in good faith and in a manner that will be in the best interests of the Company and its stakeholders.
- **Collaborative Work Ethic.** Ability to work together with other directors and management to carry out his or her duties in the best interests of the Company and its stakeholders.
- **Need for Expertise.** Extent to which the candidate has some quality or experience that would fill a present need on the Board.
- **Sufficient Time.** Extent to which the candidate is willing to devote sufficient time and effort to the affairs of the Company, as well as other factors related to the ability and willingness of the candidate to serve on the Board.
- **Independence.** Qualification of the candidate as independent under the rules of the NYSE and the Company's Categorical Standards of Director Independence which can be found in the Governance section of the Company's website under "About FTI — Governance" at [www.fticonsulting.com/about/governance](http://www.fticonsulting.com/about/governance) and under the NYSE's corporate governance rules.

## Qualifications of the Directors

Our director nominees are a diverse group of experienced business leaders who provide unique perspectives to the Company’s business discussions and strategic plans, which we believe is critical to ensuring that we maintain a high-functioning Board. Collectively, the tenure of our director nominees balances deep experience at the Company with fresh perspectives. Our director nominees also have diverse expertise and skills that enable them to effectively carry out their duties and responsibilities.

With the election of Nicole S. Jones and Stephen C. Robinson as directors on March 22, 2022, the Board increased its diversity, which is of high importance. In addition, among their other qualifications, the new directors bring to the Board extensive leadership experience at multinational public corporations or a multinational law firm and experience with legal and business operations and management, judicial and governmental proceedings and litigation, investigations, and regulatory and industry experience, notably in the insurance industry, which is a focus of the Company.

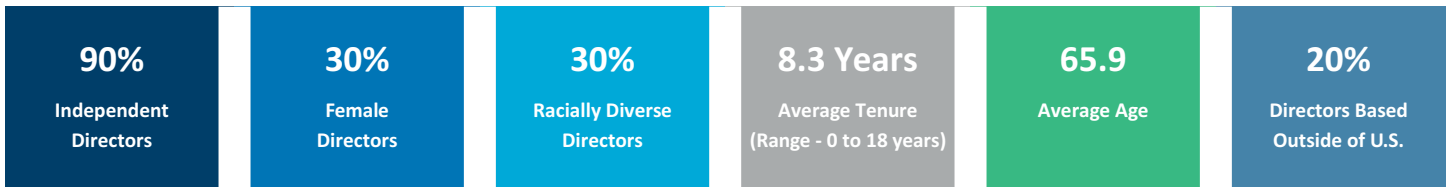
DIRECTOR	LEADERSHIP	FINANCE AND ACCOUNTING	SERVICES OR INDUSTRY	GOVERNMENT	OTHER PUBLIC COMPANY BOARD EXPERIENCE	GLOBAL	GENDER DIVERSITY	RACIAL DIVERSITY	INDEPENDENCE
 <b>Brenda J. Bacon</b>	●	●	●	●	●		●	●	●
 <b>Mark S. Bartlett</b>	●	●	●		●	●			●
 <b>Claudio Costamagna</b>	●	●	●		●	●			●
 <b>Vernon Ellis</b>	●	●	●	●		●			●
 <b>Nicholas C. Fanandakis</b>	●	●	●		●	●			●
 <b>Steven H. Gunby</b>	●	●	●		●	●			
 <b>Gerard E. Holthaus</b>	●	●	●		●	●			●
 <b>Nicole S. Jones</b>	●		●				●	●	●

DIRECTOR	LEADERSHIP	FINANCE AND ACCOUNTING	SERVICES OR INDUSTRY	GOVERNMENT	OTHER PUBLIC COMPANY BOARD EXPERIENCE	GLOBAL	GENDER DIVERSITY	RACIAL DIVERSITY	INDEPENDENCE
 <b>Stephen C. Robinson</b>	●		●	●	●			●	●
 <b>Laureen E. Seeger</b>	●		●		●	●	●		●

The Nominating, Corporate Governance and Social Responsibility Committee discussed with each director his or her ability to continue to serve as a director if he or she were to be nominated by the Board and elected by shareholders at the Annual Meeting. All of the directors welcome the opportunity to continue to serve as a director of the Company if elected by shareholders at the Annual Meeting.

### The Directors

Our director nominees are a diverse group of experienced business leaders who provide unique perspectives to the Company’s business discussions and strategic plans, which we believe is critical to ensuring that we maintain a high-functioning Board. Collectively, the tenure of our director nominees balances deep experience at the Company with fresh perspectives. Director refreshment, with the election of two new directors on March 22, 2022, has resulted in a more diverse group of independent directors with gender diversity, racial diversity, significant experience and low average tenure.



### 2022 Nominations of Candidates as Directors for Election at the Annual Meeting

Following its consideration of the above factors, as well as the qualifications of the directors, including their ability to continue to serve as directors of the Company following the Annual Meeting, the Nominating, Corporate Governance and Social Responsibility Committee recommended, and the Board nominated, all ten of the directors to stand for election by shareholders at the Annual Meeting:

#### 2022 DIRECTOR NOMINEES

Brenda J. Bacon	Steven H. Gunby
Mark S. Bartlett	Gerard E. Holthaus
Claudio Costamagna	Nicole S. Jones
Vernon Ellis	Stephen C. Robinson
Nicholas C. Fanandakis	Laureen E. Seeger

## INDEPENDENCE OF DIRECTORS

The Board has established Categorical Standards of Director Independence, which are the same as the NYSE Section 303A standards governing director independence as currently in effect, and recognizes that a director is “independent” if he or she does not have a material relationship with the Company (directly or as a partner, shareholder or officer of an organization that has a relationship with the Company), considering all facts and circumstances that the Board determines are relevant. Our Categorical Standards of Director Independence are available on the Company’s website under “About FTI — Governance” and at <https://www.fticonsulting.com/~media/Files/us-files/our-firm/guidelines/categorical-standards-for-director-independence.pdf>. Based on those standards, the Board, upon the recommendation of the Nominating, Corporate Governance and Social Responsibility Committee, affirmatively determined that, other than Steven H. Gunby, the nine non-employee directors named above who are standing for election at the Annual Meeting are independent. Steven H. Gunby is not considered independent since he is our President and Chief Executive Officer (our “CEO”).

In making its independence determinations, the Board considered that Brenda J. Bacon is Chief Executive Officer of Brandywine Senior Living LLC, Nicole S. Jones is Executive Vice President and General Counsel of Cigna Corporation and Lauren E. Seeger is Chief Legal Officer of the American Express Company, each a client of the Company. The Board found that Ms. Bacon, Ms. Jones and Ms. Seeger are each independent, after concluding that the Company’s engagements with each employer and its subsidiaries are in the ordinary course of the Company’s business on substantially the same terms as transactions with other clients of the Company for similar services, and none of Ms. Bacon, Ms. Jones and Ms. Seeger has received any direct or indirect personal and pecuniary benefits from any such client engagements or transactions. The aggregate fees from such engagements with each of Brandywine Senior Living LLC and its subsidiaries, Cigna Corporation and its subsidiaries and the American Express Company and its subsidiaries amounted to less than the greater of \$1.0 million or 2% of each of such company’s consolidated gross revenues for each year ended December 31, 2019, December 31, 2020 and December 31, 2021.

Stephen C. Robinson retired as a partner of the multinational law firm of Skadden, Arps, Slate, Meagher & Flom LLP (“Skadden”) in 2021. The Company has not engaged, or paid any fees, for legal services to Skadden for each of the years ended December 31, 2017, December 31, 2018, December 31, 2019, December 31, 2020 and December 31, 2021.

In addition, during each of the years ended December 31, 2017, December 31, 2018, December 31, 2019, December 31, 2020 and December 31, 2021, the Company has not made charitable contributions to any organization in which a director serves as an employee, officer, director, trustee or partner, which in any single year exceeded the greater of \$1.0 million or 2% of such organization’s gross revenues.



## **PROPOSAL NO. 1—ELECT AS DIRECTORS THE TEN NOMINEES NAMED IN THE PROXY STATEMENT**

Each of the ten directors nominated by the Board is standing for election at the Annual Meeting. Each nominee, if elected, will serve as a director until the next annual meeting of shareholders and until his or her successor is duly elected and qualifies or until his or her death, resignation, retirement or removal (whichever occurs earliest).

We do not know of any reason why any nominee would be unable to serve as a director, if elected. If any nominee is unable to serve or, for good cause, will not serve, which is not anticipated, the Nominating, Corporate Governance and Social Responsibility Committee may identify and recommend a candidate or candidates to the Board as a potential substitute nominee or nominees, and, if the Board agrees with the Nominating, Corporate Governance and Social Responsibility Committee's recommendation, it will nominate such person(s). If that happens, all valid proxies will be voted "FOR" the election of the substitute nominee or nominees designated by the Board. Alternatively, the Board may determine to keep a vacancy open or reduce the size of the Board. Shareholders may not vote for a greater number of persons than the number of nominees named.

More detailed information about each of the ten nominees is provided in the section of this Proxy Statement titled "Information about the Board of Directors and Committees — Information about the Nominees for Director" beginning on [page 13](#) of this Proxy Statement.

Our policy is that all incumbent directors are expected to attend the annual meeting of shareholders except in cases of serious illness or extreme hardship.

**Shareholder Approval Required.** Each nominee will be elected as a director if he or she receives the affirmative vote of a majority of the total votes cast "FOR" and "WITHHELD" with respect to his or her election as a director at the Annual Meeting. Abstentions or broker non-votes are not counted as votes cast either "FOR" or "WITHHELD" with respect to a director's election and will have no effect on the election of directors. Any director who does not receive the required vote will be subject to our mandatory resignation policy, which is described in the section of this Proxy Statement titled "Corporate Governance — Our Significant Corporate Governance Policies and Practices" beginning on [page 25](#) of this Proxy Statement.

**The Board of Directors Unanimously Recommends That You Vote FOR the Election of All Ten Nominees as Directors.**

## INFORMATION ABOUT THE NOMINEES FOR DIRECTOR

All of the nominees were elected as directors of the Company at the 2021 annual meeting of shareholders held on June 2, 2021 (the “2021 Annual Meeting”), other than Nicole S. Jones and Stephen C. Robinson, who were elected by the Board, effective March 22, 2022, to fill two vacancies created by increasing the size of the Board to ten directors from eight directors. Information about each of the ten directors nominated to stand for election at the Annual Meeting is detailed below:

### 2022 NOMINEES FOR DIRECTOR

### PRINCIPAL OCCUPATION AND BUSINESS EXPERIENCE



**Brenda J. Bacon**

*Independent Director*

Director Since: 2006

Age: 71

Brenda Bacon has been the President and Chief Executive Officer of Brandywine Senior Living LLC for more than 15 years. Ms. Bacon co-founded Brandywine Living in 1996. Brandywine Senior Living LLC currently has 32 operating properties in seven states, with additional communities in development. Brandywine Senior Living LLC is a growing platform for luxury senior living with supportive services. Ms. Bacon served as Chief of Management and Planning, a cabinet-level position for the State of New Jersey, under former New Jersey Governor James J. Florio from 1989 to 1993. During President William J. Clinton’s first term, Ms. Bacon was on loan to the Presidential Transition Team as co-chair for the transition of the Department of Health and Human Services.

#### **Public Company Directorships and Committees:**

Hilton Grand Vacations Inc. [Member of Audit Committee and Nominating and Corporate Governance Committee]

#### **Select Non-Public Directorships and Committees:**

Argentum [Director]

Rowan University [Trustee] [Member of University Advancement Committee]



**Mark S. Bartlett**

*Independent Director*

Director Since: 2015

Age: 71

Mark Bartlett has extensive accounting and financial services experience, having retired as a Partner of Ernst & Young LLP (“Ernst & Young”), a leading accounting firm, in June 2012. Mr. Bartlett joined Ernst & Young in 1972 and worked there until his retirement, serving as Managing Partner of the firm’s Baltimore office and Senior Client Service Partner for the Mid-Atlantic region. He is a certified public accountant.

#### **Public Company Directorships and Committees:**

T. Rowe Price Group, Inc. [Chair of Audit Committee and Member of Executive Compensation and Management Development Committee]

Willscot Mobile Mini Holdings Corp. [Chair of Audit Committee and Member of Compensation Committee]

Zurn Water Solutions Corporation [Lead Independent Director] [Chair of Audit Committee and Member of Executive Committee]

#### **Select Non-Public Directorships and Committees:**

The Baltimore Life Companies [Chair of Audit Committee]



**Claudio Costamagna**  
*Independent Director*  
**Director Since:** 2012  
**Age:** 66

Claudio Costamagna is Chairman of CC e Soci S.r.l., a financial advisory firm he founded in June 2007, and CC Holdings S.r.L., its parent company. Mr. Costamagna has extensive experience in investment banking, having served for 18 years, until April 2006, in various positions with The Goldman Sachs Group, Inc., culminating as Chairman of the Investment Banking Division in Europe, the Middle East and Africa from December 2004 to March 2006.

**Public Company Directorships and Committees:**

Advanced Accelerator Applications S.A. [Chairman]  
 REVO — SPAC [Chairman]

**Select Non-Public Directorships and Committees:**

CC e Soci S.r.l. [Chairman]  
 Ferragamo Finanziaria S.p.A.  
 Finavedi S.p.A.  
 Italiana Petroli S.p.A.  
 Salini Costruttori S.p.A.



**Sir Vernon Ellis**  
*Independent Director*  
**Director Since:** 2012  
**Age:** 74

Sir Vernon Ellis served as Chair of the Board of Trustees of the British Council, the United Kingdom's international organization for cultural relations and education opportunities, from March 2010 to March 2016. He has extensive experience in international management consulting, having retired from Accenture (UK) Limited, a leading global professional services firm, in March 2010, after holding the position of Senior Adviser from January 2008 to March 2010 and International Chairman from January 2001 to December 2007 and holding other major operational roles prior to 2001.

**Select Non-Public Directorships and Committees:**

Britten Pears Arts [Chairman]  
 Live Music Now [Chairman]  
 Martin Randall Travel Ltd. [Chairman]

**2022 NOMINEES FOR DIRECTOR****PRINCIPAL OCCUPATION AND BUSINESS EXPERIENCE****Nicholas C. Fanandakis***Independent Director***Director Since:** 2014**Age:** 65

Nicholas Fanandakis has served as Senior Adviser to the Chief Executive Officer of DuPont de Nemours, Inc. (“DuPont”), a leading global research and technology-based science company, since February 2020. In June 2019, Mr. Fanandakis retired as an Executive Vice President of DuPont after 40 years of service. Mr. Fanandakis helped lead the company through the merger with The Dow Chemical Company, and then subsequent separations. From November 2009 to September 1, 2017, Mr. Fanandakis served as Chief Financial Officer and Executive Vice President of DuPont and led the company through major portfolio transformations. Mr. Fanandakis joined DuPont in 1979 as an accounting and business analyst. Since then, Mr. Fanandakis served in a variety of plant, marketing, product management and business director roles. Mr. Fanandakis served as Group Vice President of DuPont Applied BioSciences from 2008 to 2009. Mr. Fanandakis also served as Vice President and General Manager of DuPont Chemical Solutions Enterprise from 2003 until February 2007, when he was named Vice President of DuPont Corporate Plans.

**Public Company Directorships and Committees:**

Duke Energy Corp. [Member of Audit Committee and Finance and Risk Management Committee]

ITT Inc. [Member of Audit Committee and Compensation and Personnel Committee]

**Steven H. Gunby****Director Since:** 2014**Age:** 64

Steven Gunby joined the Company as its President and Chief Executive Officer on January 20, 2014. Mr. Gunby has extensive experience in the consulting services industry, having formerly been employed by The Boston Consulting Group, a leading business strategy consulting services firm, for more than 30 years, beginning in August 1983. The positions he held with The Boston Consulting Group include Global Leader, Transformation, from January 2011 to January 2014, and Chairman, North and South America, from December 2003 to December 2009. He also held other major managerial roles in his capacity as a Senior Partner and Managing Director since 1993, including serving as a member of The Boston Consulting Group’s Executive Committee.

**Public Company Directorships and Committees:**

Arrow Electronics, Inc. [Member of Audit Committee and Chair of Compensation Committee]


**Gerard E. Holthaus**
*Independent Director*
**Chairman of the Board Since: 2013**
**Director Since: 2004**
**Age: 72**

Gerard Holthaus has served as the Lead independent Director of WillScot Mobile Mini Holdings Corp., a leading provider of modular space solutions in North America, since July 2020. Mr. Holthaus served as independent non-executive Chairman of the Board of Directors of WillScot Corp. from November 2017 up to and until the merger of Mobile Mini Corp. into WillScot Corp. in July 2020. Prior to November 2017, Mr. Holthaus served as non-executive Chairman of the Board of Directors of Algeco Scotsman Global S.a.r.l. and its holding company, Algeco/Scotsman Holdings S.a.r.l., a leading global provider of modular space solutions, positions that he held since April 2010. From October 2007 to April 2010, Mr. Holthaus held the positions of Executive Chairman of the Board of Directors and Chief Executive Officer of Algeco Scotsman Global S.a.r.l.

**Public Company Directorships and Committees:**

WillScot Mobile Mini Holdings Corp. [Lead Independent Director] [Member of Audit Committee and Related-Party Transactions Committee and Chair of Nominating and Corporate Governance Committee]

**Past Public Company Directorships:**

Algeco Scotsman Global S.a.r.l.

BakerCorp International, Inc.

Neff Corporation

Nesco Holdings, Inc.

**Select Non-Public Directorships and Committees:**

Saint Joseph Hospital [Trustee]

The Baltimore Life Companies [Chairman of the Board] [Member of Nominating and Corporate Governance Committee]


**Nicole S. Jones**
*Independent Director*
**Director Since: 2022**
**Age: 52**

Nicole Jones has been Executive Vice President and General Counsel of Cigna Corporation ("Cigna"), a multinational managed healthcare and insurance company, since 2011. During 2010, Ms. Jones served as Senior Vice President and General Counsel for Lincoln Financial Group ("Lincoln Financial"), a holding company operating insurance and investment management businesses. Prior to joining Lincoln Financial, from 2006 to 2010, Ms. Jones held various other positions with Cigna, including Deputy General Counsel, Corporate Secretary and Chief Counsel of Domestic Health Service, Securities and Investment Law. Ms. Jones has also held roles in corporate law departments at Johnson & Johnson, a multinational corporation that develops medical devices, pharmaceuticals and consumer packaged goods, MCI, Inc., a telecommunications company acquired by Verizon in 2006, and International Paper Company, a pulp and paper corporation.



**Stephen C. Robinson**

*Independent Director*

**Director Since:** 2022

**Age:** 65

Stephen C. Robinson is a retired partner of the law firm of Skadden, Arps, Slate, Meagher & Flom LLP (“Skadden”), a multinational law firm. Mr. Robinson joined Skadden in 2010 practicing in its litigation department, with a focus on government enforcement and white-collar crime, until his retirement in 2021. Mr. Robinson previously served as a U.S. District Judge for the U.S. District Court for the Southern District of New York from 2003 to 2010, for which he was nominated by President George W. Bush. Prior to serving on the Southern District court, Mr. Robinson held several other positions in government. From 1998 to 2001, he served as a U.S. Attorney for the District of Connecticut, for which he was nominated by President William J. Clinton. From 1998 to 2001, he served as Principal Deputy General Counsel for the Federal Bureau of Investigation. Mr. Robinson has also served in multiple leadership and management roles, including as the Chief Executive Officer of Empower New Haven, a nonprofit agency focused on urban development social services, from 2002 to 2003, and as the Chief Compliance Officer of Aetna U.S. Healthcare, a managed health care company, from 1996 to 1998.

**Public Company Directorships and Committees:**

Dycom Industries, Inc.

**Select Non-Public Directorships and Committees:**

Cornell University [Trustee]

Lincoln Center for the Performing Arts [Trustee]

Weill Cornell Medicine [Trustee]

The New York Community Trust [Trustee]

Weill Cornell Medicine [Trustee]



**Lauren E. Seeger**

*Independent Director*

**Director Since:** 2016

**Age:** 60

Lauren Seeger is Chief Legal Officer of the American Express Company, a diversified financial services company, having previously held the title of Executive Vice President and General Counsel from July 2014 to July 2018. From March 2006 through June 2014, Ms. Seeger served as Executive Vice President, General Counsel and Chief Compliance Officer at McKesson Corporation, the largest healthcare services company in North America, where she led the Law, Public Affairs, Compliance and Corporate Secretary functions, while guiding the company through complex legal and regulatory environments and contributing to its financial growth. Ms. Seeger joined McKesson in 2000 as General Counsel of its Technology Division. In this role, she provided leadership through complex merger and acquisition transactions and product evolutions while building the Law Department and enhancing client service.

**Select Non-Public Directorships and Committees:**

Central Park Conservancy [Trustee]

University of Wisconsin Foundation and Alumni Association [Member of Development Committee and Governance Committee]

## DIRECTOR ATTENDANCE AT MEETINGS

### Director Attendance at Board and Committee Meetings

Our Board and its Committees meet throughout the year on a set schedule, hold special meetings as needed and act by written consent from time to time. Each director is expected to attend all meetings of the Board and each Committee of the Board on which he or she serves unless excused for reasons of serious illness or extreme hardship. During each director's term of office in 2021, each director attended 75% or more of the total number of regular and special meetings held by the Board and each Committee on which he or she served during the period in which he or she served as a director.

In 2021, the Board and each Committee held the following number of meetings:

	BOARD OF DIRECTORS	AUDIT COMMITTEE	COMPENSATION COMMITTEE	NOMINATING, CORPORATE GOVERNANCE AND SOCIAL RESPONSIBILITY COMMITTEE
Total Meetings Held	8	6	7	5

For purposes of presenting this information, each joint meeting of the Board and any Committee has been counted as a separate meeting of the Board and the applicable Committee. Meetings that were adjourned one day and reconvened on another day have been counted as one meeting. A meeting at which the Board or a Committee has convened for a limited joint purpose has been counted as the meeting of the primary meeting holder.

### Director Attendance at Other Meetings

Our independent directors meet in closed (executive) sessions, without the presence of management, periodically throughout the year. The non-executive, independent Chairman of the Board chairs the meetings of the independent directors, which coincide with regular meetings of the Board. During 2021, our independent directors met in closed (executive) sessions four times without management, and all independent directors attended 75% or more of such sessions during the period in which they served as a director.

Our policy is that all director nominees attend the annual meeting of shareholders except in cases of serious illness or extreme hardship. All nominees for director who were elected as directors of the Company on June 2, 2021 attended our 2021 Annual Meeting.

## COMMITTEES OF THE BOARD OF DIRECTORS

### Committee Membership

NAME	AUDIT	COMPENSATION	NOMINATING, CORPORATE GOVERNANCE AND SOCIAL RESPONSIBILITY
Brenda J. Bacon		●	Chair
Mark S. Bartlett	●		
Claudio Costamagna		Chair	
Vernon Ellis	●		●
Nicholas C. Fanandakis	Chair		
Gerard E. Holthaus	●	●	
Laureen E. Seeger		●	●

The Audit Committee, Compensation Committee, and Nominating, Corporate Governance and Social Responsibility Committee operate under written Committee Charters. The Committee Charters are reviewed annually, and more frequently, as necessary, to address any new rules or best practices relating to the responsibilities of the applicable Committee or changes to such rules and best practices. Each Committee approves its own Committee Charter amendment and submits it to the Nominating, Corporate Governance and Social Responsibility Committee, which recommends action by the Board. All Committee Charter amendments are submitted to the Board for approval.

Copies of the Charter of the Audit Committee, Charter of the Compensation Committee and Charter of the Nominating, Corporate Governance and Social Responsibility Committee are available on the Company’s website under “About FTI — Governance” at <https://www.fticonsulting.com/about/governance> as follows:

COMMITTEE	WEBSITE LINK
Audit Committee	<a href="https://www.fticonsulting.com/~media/Files/us-files/our-firm/guidelines/charter-of-the-audit-committee-of-the-board-of-directors.pdf">https://www.fticonsulting.com/~media/Files/us-files/our-firm/guidelines/charter-of-the-audit-committee-of-the-board-of-directors.pdf</a>
Compensation Committee	<a href="https://www.fticonsulting.com/~media/Files/us-files/our-firm/guidelines/charter-of-the-compensation-committee-of-the-board-of-directors.pdf">https://www.fticonsulting.com/~media/Files/us-files/our-firm/guidelines/charter-of-the-compensation-committee-of-the-board-of-directors.pdf</a>
Nominating, Corporate Governance and Social Responsibility Committee	<a href="https://www.fticonsulting.com/~media/files/us-files/our-firm/guidelines/charter-of-the-nominating-corporate-governance-and-social-responsibility-committee-of-the-board.pdf">https://www.fticonsulting.com/~media/files/us-files/our-firm/guidelines/charter-of-the-nominating-corporate-governance-and-social-responsibility-committee-of-the-board.pdf</a>

### Audit Committee

The Board has determined that all Audit Committee members are independent under the Company’s Categorical Standards of Director Independence and pursuant to the NYSE’s corporate governance rules and applicable rules of the Securities and Exchange Commission (the “SEC”). One Audit Committee member, Mr. Bartlett, serves as a member of more than three public company audit committees (including our Audit Committee), and the Board has determined that such simultaneous service does not impair the ability of Mr. Bartlett to effectively serve on our Audit Committee. The Board has determined that each member of the Audit Committee qualifies as an “audit committee financial expert” within the meaning stipulated by the SEC.

### Functions of the Audit Committee

- selects, oversees and retains our independent registered public accounting firm;
- reviews and discusses the scope of the annual audit and written communications by our independent registered public accounting firm to the Audit Committee and management;
- oversees our financial reporting activities, including the annual audit and the accounting standards and principles we follow;
- approves audit and non-audit services by our independent registered public accounting firm and applicable fees;
- reviews and discusses our periodic reports filed with the SEC;
- reviews and discusses our earnings press releases and communications with financial analysts and investors;
- oversees our internal audit activities;
- oversees our disclosure controls and procedures;
- reviews Section 404 of the Sarbanes-Oxley Act of 2002, internal control over financial reporting;
- oversees and monitors our Policy on Reporting Concerns and Non-Retaliation and related reports;
- reviews and discusses risk assessment and risk management policies and practices;
- oversees the administration of the Code of Ethics and Business Conduct and other ethics policies;
- reviews, discusses and approves insider and affiliated person transactions;
- administers the policy with respect to the hiring of former employees of the Company’s independent registered public accounting firm;
- performs an annual self-evaluation of the Audit Committee;
- reviews the Audit Committee Charter and recommends changes to the Nominating, Corporate Governance and Social Responsibility Committee for submission to the Board for approval; and
- prepares the Audit Committee Report required to be included in the annual proxy statement.

### Compensation Committee

The Board has determined that all Compensation Committee members are non-employee directors and qualify as independent directors under the Company’s Categorical Standards of Director Independence and the NYSE’s corporate governance rules, including the additional independence standards adopted by the NYSE on January 11, 2013 specific to compensation committee membership. In making its determinations regarding the independence of each of the Compensation Committee members, the Board has considered all factors



specifically relevant to determining whether a director has a relationship with the Company that would materially impair the director's ability to make independent judgments about executive officer compensation, including: (i) the source of such director's compensation; (ii) any consulting, advisory or other compensatory fees paid by the Company to the director; and (iii) any other affiliations the director has with the Company and its affiliates, including engagements by clients that are companies or affiliates of companies for which members of the Compensation Committee serve as officers or directors.

Each member of the Compensation Committee qualifies as a "non-employee" director under Rule 16b-3 of the Securities Exchange Act of 1934, as amended (the "Exchange Act").

### **Role of Management**

The Compensation Committee and the Board solicit recommendations from our CEO and other officers regarding compensation matters, including the compensation of executive officers and key employees other than our CEO. They assist the Compensation Committee by providing information such as financial results, short-term and long-term business and financial plans, and strategic objectives, as well as their views on our executive compensation program and pay levels. Our CEO attended all Compensation Committee meetings held during 2021, other than meetings and executive sessions to which he was not invited. Our CEO did not participate in the Compensation Committee discussions regarding his individual performance and final annual compensation. Only members of the Compensation Committee vote on matters before that Committee.

### **Role of the Compensation Advisers**

Under the Compensation Committee Charter, the Compensation Committee is authorized to select, retain and direct the activities, and terminate the services, of compensation advisers, as well as approve fees and expenses of such advisers. During 2021, the Compensation Committee retained the services of Pearl Meyer & Partners, LLC ("Pearl Meyer") to provide advice to the Compensation Committee on certain executive compensation matters. In addition, during 2021, the Compensation Committee consulted Dechert LLP ("Dechert") on certain legal aspects of executive officer compensation. During 2021, the Compensation Committee requested advice on a variety of issues from Pearl Meyer, including our annual and long-term executive incentive compensation program structures and performance metrics, CEO pay-for-performance, non-employee director compensation, the voting policies of proxy advisers and the composition of our compensation peer group, as well as our say-on-pay proposal and other compensation disclosures included in our proxy statement for our 2021 Annual Meeting. Neither Pearl Meyer nor the Company provided any services to the other during 2021, apart from the advisory services provided by Pearl Meyer to the Compensation Committee. Dechert provided services to the Company as outside executive compensation counsel. In such capacity, Dechert advised the Company regarding general governance inquiries related to executive compensation matters, periodic securities law advice regarding equity grant practices, periodic tax advice relating to non-qualified deferred compensation pursuant to the Section 409A ("Code Section 409A") of the U.S. Internal Revenue Code of 1986, as amended (the "Internal Revenue Code"), and general advice regarding our say-on-pay proposal and other compensation disclosures in our proxy statement for our 2021 Annual Meeting. The Company routinely is engaged by Dechert to provide services to it or its clients in the ordinary course of our business. After consideration of the above factors, including any relationships with any Compensation Committee member or executive officer of the Company, if applicable, as well as information supplied by Pearl Meyer, including its independence letter, the Compensation Committee concluded that Pearl Meyer was independent and not subject to any conflicts of interest when providing services to the Compensation Committee. After considering Dechert's relationships with the Company and its subsidiaries, and Dechert's conflicts of interest policy and practices, the Compensation Committee concluded that Dechert is not independent, but determined that it offers unique, well-rounded perspectives on our executive officer compensation and other matters, and the advice it provides is aligned with the interests of the Company. The Compensation Committee currently intends to continue to consult with Pearl Meyer and applicable outside counsel on executive officer compensation and other matters from time to time.

### **Functions of the Compensation Committee**

- approves the compensation of our CEO;
- administers our equity-based compensation plans and approves awards under such plans;
- establishes objective performance goals, individual award levels, and operative and subjective performance measures and oversees all aspects of executive officer incentive compensation;
- reviews and approves, or recommends that the Board approve, employment, consulting and other contracts or arrangements with present and former executive officers;
- reviews the compensation disclosures in the annual proxy statement and Annual Report on Form 10-K filed with the SEC and discusses the disclosures with management;

- performs annual performance evaluations of our CEO and reviews the CEO’s annual performance evaluations of other executive officers, in conjunction with the independent Chairman of the Board or other presiding director, as applicable, and Chair of the Nominating, Corporate Governance and Social Responsibility Committee;
- performs an annual self-evaluation of the Compensation Committee;
- reviews the Compensation Committee Charter and recommends changes to the Nominating, Corporate Governance and Social Responsibility Committee for submission to the Board for approval;
- prepares the Compensation Committee Report included in the annual proxy statement;
- submits all equity-based compensation plans, executive officer compensation plans and material revisions to such plans to a vote of the Board and to a vote of shareholders if shareholder approval is required; and
- ensures that shareholders have the opportunity to vote on (i) an advisory (non-binding) resolution to approve the compensation of the Company’s NEOs in accordance with the frequency selected by shareholders and (ii) the frequency of the shareholder advisory (non-binding) vote to approve the resolution approving the compensation of the NEOs at least once every six years.

#### **Compensation Committee Interlocks and Insider Participation**

During the year ended December 31, 2021, no director who served as a member of the Compensation Committee has served as one of our officers or employees at any time. No executive officer serves as a member of the board or compensation committee of any other company that has an executive officer serving as a member of our Board or Compensation Committee.

#### **Nominating, Corporate Governance and Social Responsibility Committee**

The Nominating, Corporate Governance and Social Responsibility Committee consists of only non-employee directors, who qualify as independent directors under our Categorical Standards of Director Independence and the NYSE’s corporate governance rules.

#### **Functions of the Nominating, Corporate Governance and Social Responsibility Committee**

- identifies and qualifies the annual slate of directors for nomination by the Board;
- reviews non-employee director compensation and recommends changes to the Board for approval;
- assesses the independence of directors for the Board;
- identifies and qualifies the candidates for Chairman of the Board and for membership and chairmanship of the Committees for appointment by the Board;
- identifies and qualifies candidates to fill vacancies occurring between annual meetings of shareholders for election by the Board;
- monitors compliance with, and reviews proposed changes to, our Corporate Governance Guidelines, the Committee Charters, and other policies and practices relating to corporate governance for submission to the Board for approval;
- monitors and reviews responses to shareholder communications with non-management directors together with the independent Chairman of the Board or presiding director, as applicable;
- oversees the process for director education;
- oversees the process for Board and Committee annual self-evaluations;
- oversees the process for performance evaluations of our executive officers in conjunction with our independent Chairman of the Board and the Compensation Committee;
- oversees the process relating to succession planning for our CEO and other executive officer positions;
- reviews directors’ and officers’ liability insurance terms and limits;
- oversees, and reports to the Board and other interested Committees, regarding social responsibility, human capital and ESG-related factors;
- reviews and discusses with management the Company’s reports that address ESG-related topics;
- reviews the Nominating, Corporate Governance and Social Responsibility Committee Charter and recommends changes to the Board for approval;
- reviews the annual proxy statement disclosures, including those pertaining to the nomination of directors, the election of directors, the independence of directors, corporate governance and ESG; and
- performs an annual self-evaluation of the Nominating, Corporate Governance and Social Responsibility Committee.

## COMPENSATION OF NON-EMPLOYEE DIRECTORS AND POLICY ON NON-EMPLOYEE DIRECTOR EQUITY OWNERSHIP

### General

Non-employee directors receive annual retainer and equity compensation as described below pursuant to the FTI Consulting, Inc. Non-Employee Director Compensation Plan, amended and restated effective as of January 1, 2016 (the "Director Plan"). We reimburse our non-employee directors for their out-of-pocket expenses incurred in the performance of their duties as our directors (including expenses related to spouses when spouses are invited to attend Board events). We do not pay fees for attendance at Board and Committee meetings.

### Non-employee Director Compensation

The following table describes the components of non-employee director compensation for 2021:

COMPENSATION ELEMENTS	2021 DIRECTOR COMPENSATION VALUES <sup>(1) (5)</sup> (\$)	ALTERNATIVE FORMS OF PAYMENT
<b>Annual Retainer:</b> <sup>(2) (5) (6)</sup>	50,000	Cash or Deferred Stock Units
<b>Annual Committee Chair Fees:</b> <sup>(2) (5)</sup>	10,000 — Chair of Audit Committee 7,500 — Chair of Compensation Committee 5,000 — Chair of Nominating, Corporate Governance and Social Responsibility Committee	Cash or Deferred Stock Units
<b>Additional Annual Non-Employee Chairman of the Board Fee:</b> <sup>(2) (5)</sup>	200,000	Cash or Deferred Stock Units
<b>Annual Equity Award:</b> <sup>(2) (3) (4) (5) (6)</sup>	250,000	Restricted Stock, Restricted Stock Units, Deferred Restricted Stock Units or Cash

<sup>(1)</sup> Continuing non-employee directors receive payment of the annual retainer and annual equity award, and Chairman of the Board or Committee Chair fee, if applicable, as of the date of each annual meeting of shareholders. A new non-employee director receives a prorated annual retainer and equity award upon first being elected to the Board other than at an annual meeting. A non-employee director, who is appointed to a chairmanship other than following an annual meeting, receives a prorated non-executive Chairman of the Board or Committee Chair fee, as applicable.

<sup>(2)</sup> U.S. non-employee directors are permitted to voluntarily defer annual retainer payments (including any annual fee to the non-executive Chairman of the Board or a Committee Chair) and/or annual equity compensation awards in the form of deferred stock units or deferred restricted stock units, respectively. Deferred stock units awarded on account of deferred annual retainer and Chairman of the Board and/or Committee Chair fees are vested in full on the grant date. Deferred restricted stock units granted on account of deferred annual equity compensation awards vest in full on the first anniversary of the grant date unless vesting is accelerated as described in footnote (4) below. Each deferred stock unit and deferred restricted stock unit represents the right to receive one share of Common Stock upon the earliest of (i) a separation from service event, (ii) an elected payment date, and (iii) certain other permissible payment events, in each case, in accordance with Code Section 409A of the Internal Revenue Code.

<sup>(3)</sup> The annual equity award, unless deferred, is in the form of shares of restricted stock, in the case of U.S. non-employee directors, and restricted stock units, in the case of non-U.S. non-employee directors. Each restricted stock unit represents the right to receive one share of Common Stock upon vesting. Annual equity awards are non-transferable and vest in full on the first anniversary of the grant date unless vesting is accelerated as described in footnote (4) below.

<sup>(4)</sup> All vested shares of restricted stock and restricted stock units will immediately vest in full upon a non-employee director's (i) death, (ii) "Disability" (as defined in the Director Plan), (iii) cessation of service within one year following a Change in Control unless other accommodations are made with respect to such awards, (iv) cessation of service at the expiration of his or her term as a director due to the Company's failure to renominate such director for service on the Board (other than for "Cause" (as determined by the Board, in its good-faith discretion), due to the request of such director or as a result of a voluntary resignation), or (v) cessation of service due to failure of the Company's shareholders to elect such director for service on the Board (other than for "Cause" (as determined by the Board, in its good-faith discretion)).

<sup>(5)</sup> The number of (i) deferred stock units awarded to a non-employee director as annual retainer compensation (including any annual fee to the non-executive Chairman of the Board or a Committee Chair) and (ii) shares of restricted stock, restricted stock units and deferred restricted stock units awarded to a non-employee director as annual equity compensation will be determined by dividing (a) the U.S. dollar value of such award by (b) the closing price per share of Common Stock reported on the NYSE for the grant date. Fractional restricted shares, restricted stock units, deferred stock units and deferred restricted share units are rounded down to the nearest whole share.

<sup>(6)</sup> If we do not have sufficient shares of Common Stock authorized under our shareholder-approved equity compensation plan to fund annual retainer and equity awards in stock-based awards, such awards will be funded in cash. The payout of such cash amounts will be subject to the terms of the applicable deferred compensation payment and vesting and accelerated vesting conditions, including the requirements of Code Section 409A. Such cash amounts generally will accrue interest at the rate of 6% per annum.

## Director Summary Compensation Table

The table below summarizes the compensation paid by the Company to non-employee directors for the year ended December 31, 2021. Nicole S. Jones and Stephen C. Robinson, who joined the Board on March 22, 2022, are not included in the table below because they received no non-employee director compensation in 2021.

NAME	FEES EARNED OR PAID IN CASH (\$) (A)	STOCK AWARDS <sup>(1)</sup> (\$) (B)	OPTION AWARDS <sup>(1)</sup> (\$) (C)	ALL OTHER COMPENSATION <sup>(2)</sup> (\$) (D)	TOTAL (\$) (E)
<b>2021 Non-Employee Directors:</b>					
Brenda J. Bacon	55,000	249,960	—	—	304,960
Mark S. Bartlett	50,000	249,960	—	—	299,960
Claudio Costamagna	57,500	249,960	—	—	307,460
Vernon Ellis	50,000	249,960	—	—	299,960
Nicholas C. Fanandakis	60,000	249,960	—	—	309,960
Gerard E. Holthaus	250,000	249,960	—	—	499,960
Laureen E. Seeger	—	299,871	—	—	299,871

<sup>(1)</sup> The balances of each non-employee director's equity-based awards as of December 31, 2021 (excluding vested shares of Common Stock) are set forth in the table below:

NAME	UNVESTED RESTRICTED SHARES OR RESTRICTED STOCK UNITS	VESTED DEFERRED STOCK OR DEFERRED RESTRICTED STOCK UNITS	UNVESTED DEFERRED STOCK OR DEFERRED RESTRICTED STOCK UNITS	UNEXERCISED STOCK OPTIONS
<b>2021 Non-Employee Directors:</b>				
Brenda J. Bacon	1,848	—	—	—
Mark S. Bartlett	1,848	—	—	—
Claudio Costamagna	1,848	—	—	—
Vernon Ellis	1,848	—	—	—
Nicholas C. Fanandakis	1,848	1,994	—	—
Gerard E. Holthaus	1,848	37,500	—	—
Laureen E. Seeger	—	369	1,848	—

<sup>(2)</sup> No current director received perquisites or other benefits aggregating more than \$10,000 in 2021.

### **Policy on Non-employee Director Equity Ownership**

Our Policy on Non-Employee Director Equity Ownership demonstrates our Board's continuing commitment to shareholder interests. The policy sets each non-employee director's total investment level at five times (5.0x) the value of the annual retainer. A non-employee director will be required to meet the ownership level in effect when he or she first joins the Board within three years following receipt of his or her first director compensation payment. Non-employee directors have three years to meet any increased ownership level during their tenure. In addition, under the policy, a non-employee director may not sell, transfer or dispose of shares of Common Stock if he or she does not attain or maintain the applicable equity ownership investment level at the initial ownership measurement date, or at June 30 of each year thereafter, except as necessary to pay or repay the cost of exercising a stock option or any tax obligations associated with the exercise of a stock option or vesting of stock-based awards, or as otherwise approved by the Compensation Committee, in its sole discretion.

Shares of Common Stock that are, directly or indirectly, (i) beneficially owned by a non-employee director or (ii) held in a trust over which such non-employee director has more than 50% of the beneficial interest and controls the management of the assets will count toward attaining and maintaining the applicable equity ownership level. Also, restricted stock, restricted stock units, deferred stock units and deferred restricted stock units, whether or not vested, will count toward attaining and maintaining the non-employee director's applicable equity ownership level. Stock options, whether or not vested, will not count toward meeting the equity ownership requirement. The securities counted toward attaining and maintaining each non-employee director's ownership level will be valued at the average of the closing price per share of Common Stock reported on the NYSE for each trading day in the 90-calendar-day period immediately preceding the applicable measurement date. All non-employee directors in office as of December 31, 2021 were in compliance with our Policy on Non-Employee Director Equity Ownership as of that date. Nicole S. Jones and Stephen C. Robinson will be eligible to receive pro rata non-director equity compensation as of March 22, 2022 and will be required to meet the director equity ownership requirement by the third anniversary of that date.

## CORPORATE GOVERNANCE

### GOVERNANCE PRINCIPLES

Our following governance policies can be found on the Company’s website under “About FTI — Governance” at <https://www.fticonsulting.com/about/governance>. Our policies and the other information on our website do not constitute a part of this Proxy Statement. Paper copies of our policies (as well as the Charters of each of our Committees) may be obtained, without charge, upon request, by contacting the Corporate Secretary, FTI Consulting, Inc., 6300 Blair Hill Road, Suite 303, Baltimore, MD 21209 or by email to [FTI2022annualmeeting@fticonsulting.com](mailto:FTI2022annualmeeting@fticonsulting.com). Our governance policies are available on the Company’s website at [www.fticonsulting.com](http://www.fticonsulting.com) under “About FTI — Governance” at <https://www.fticonsulting.com/about/governance> and at the below website links:

NAME OF POLICY	WEBSITE LINK
Standards of Director Independence	<a href="https://www.fticonsulting.com/~media/Files/us-files/our-firm/guidelines/categorical-standards-for-director-independence.pdf">https://www.fticonsulting.com/~media/Files/us-files/our-firm/guidelines/categorical-standards-for-director-independence.pdf</a>
Corporate Governance Guidelines	<a href="https://www.fticonsulting.com/~media/Files/us-files/our-firm/guidelines/fti-consulting-corporate-governance-guidelines.pdf">https://www.fticonsulting.com/~media/Files/us-files/our-firm/guidelines/fti-consulting-corporate-governance-guidelines.pdf</a>
Code of Ethics and Business Conduct	<a href="https://www.fticonsulting.com/~media/Files/us-files/our-firm/guidelines/fti-code-of-conduct.pdf">https://www.fticonsulting.com/~media/Files/us-files/our-firm/guidelines/fti-code-of-conduct.pdf</a>
Anti-Corruption Policy	<a href="https://www.fticonsulting.com/~media/Files/us-files/our-firm/guidelines/anti-corruption-policy.pdf">https://www.fticonsulting.com/~media/Files/us-files/our-firm/guidelines/anti-corruption-policy.pdf</a>
Policy on Reporting Concerns and Non-Retaliation	<a href="https://www.fticonsulting.com/~media/Files/us-files/our-firm/guidelines/policy-on-reporting-concerns-and-non-retaliation.pdf">https://www.fticonsulting.com/~media/Files/us-files/our-firm/guidelines/policy-on-reporting-concerns-and-non-retaliation.pdf</a>
Policy on Disclosure Controls	<a href="https://www.fticonsulting.com/~media/Files/us-files/our-firm/guidelines/policy-on-disclosure-controls.pdf">https://www.fticonsulting.com/~media/Files/us-files/our-firm/guidelines/policy-on-disclosure-controls.pdf</a>
Policy on Inside Information and Insider Trading	<a href="https://www.fticonsulting.com/~media/Files/us-files/our-firm/guidelines/policy-statement-on-inside-information-and-insider-trading.pdf">https://www.fticonsulting.com/~media/Files/us-files/our-firm/guidelines/policy-statement-on-inside-information-and-insider-trading.pdf</a>

The Nominating, Corporate Governance and Social Responsibility Committee regularly reviews corporate governance developments and recommends modifications or new policies for adoption by the Board and the Committees, as appropriate, to enhance our corporate governance policies and practices and to comply with the laws and rules of the SEC, the NYSE and other regulators.

### OUR SIGNIFICANT CORPORATE GOVERNANCE POLICIES AND PRACTICES

The Board is committed to maintaining strong corporate governance practices, which include:

- **Annual Director Elections.** Shareholders elect our directors annually to hold office until the next annual meeting of shareholders and until his or her successor is duly elected and qualifies or until his or her death, resignation, retirement or removal (whichever occurs earliest).
- **Non-Employee Independent Chairman of the Board.** Gerard E. Holthaus is our non-employee independent Chairman of the Board. More information about our Chairman of the Board may be found in the section titled “— Board Leadership Structure” on [page 26](#) of this Proxy Statement.
- **Majority Voting in Uncontested Director Elections.** A nominee in an uncontested election shall be elected as a director only if such nominee receives the affirmative vote of a majority of the total votes cast “FOR” and “WITHHELD” as to such nominee at a meeting. Any abstentions or broker non-votes are not counted as votes cast either “FOR” or “WITHHELD” with respect to a director’s election and will have no effect on the election of directors.
- **Director Resignation.** Our Corporate Governance Guidelines provide that in an uncontested election, if an incumbent director fails to receive the required majority vote, he or she must offer to resign from the Board. The Nominating, Corporate Governance and Social Responsibility Committee will (a) consider such offer to resign, (b) determine whether to accept such director’s resignation, and (c) submit such recommendation for consideration by the Board. The director whose offer to resign is under consideration may not participate in any deliberation or vote of the Nominating, Corporate Governance and Social Responsibility Committee or the Board regarding his or her offer of resignation. In the event that all directors offer to resign in accordance with our resignation policy, the Nominating, Corporate Governance and Social Responsibility Committee will make

a final determination as to whether to recommend to the Board to accept all offers to resign, including those offers made by members of the Nominating, Corporate Governance and Social Responsibility Committee. The Nominating, Corporate Governance and Social Responsibility Committee and the Board may consider any factors they deem relevant in deciding whether to accept a director's offer to resign. Within 90 days after the date of certification of the election results, the Board will publicly disclose the Board's decision of whether or not to accept an offer of resignation. If such incumbent director's offer to resign is not accepted by the Board, such director will continue to serve until his or her successor is duly elected and qualifies or until his or her death, resignation, retirement or removal (whichever occurs earliest). If a director's offer to resign is accepted by the Board, then the Board, in its sole discretion, may fill any resulting vacancy pursuant to the Company's Bylaws or reduce the size of the Board.

- **Executive Sessions.** Our Board meets regularly in executive sessions, without the presence of management, including our CEO.
- **Shareholder Rights Plan.** We do not have a shareholder rights plan and are not currently considering adopting one.
- **Shareholder Power to Amend Bylaws.** Our shareholders, by the affirmative vote of the holders of a majority of the shares of Common Stock entitled to vote, have the power to adopt, alter or repeal any Bylaw of the Company.

## BOARD LEADERSHIP STRUCTURE

Our Corporate Governance Guidelines provide the Board with flexibility to choose the leadership structure that it deems best for the Company based upon our business needs, prospects, opportunities and strategic goals at the time, including separating the roles of Chairman of the Board and CEO. In December 2013, the Board appointed Gerard E. Holthaus as its non-employee independent Chairman of the Board. In determining who should hold the position of Chairman, the Board considered Mr. Holthaus' experience since 2006 as the Board's independent Presiding Director. The Board also considered each director's individual experience and his or her experience serving as a director of other companies, particularly the experience of non-U.S. directors serving on the boards of directors of companies in locations where non-executive or independent chairmanships are common. The Board believes that Mr. Holthaus' continuing service as Chairman of the Board provides continuity in leadership and governance. The Board periodically reviews its leadership structure and may make changes in the future.

The Board also believes that separation of the CEO and Chairman of the Board positions balances the role of the Board to oversee the Company's business, on the one hand, and management's responsibilities to manage the Company's operations on a day-to-day basis, on the other hand. Our CEO is responsible for setting the strategic vision of the Company, leading the Company's day-to-day business, managing the executive officers and other key employees directed with implementing plans and carrying out operations and reporting to the Board. The Chairman of the Board structures the agendas for the Board meetings to ensure that topics deemed important by the independent directors are addressed, as well as to allow the Board to express its views on the Company's management, operations, material transactions, strategy and execution. As Chairman, Mr. Holthaus (i) presides over meetings and executive sessions of the Board and executive sessions of the independent directors, (ii) acts as a liaison between management and the independent directors, (iii) consults with our CEO, (iv) ensures that the Board and our CEO understand each other's views on critical matters, (v) monitors significant issues occurring between Board meetings and ensures Board involvement when appropriate, (vi) ensures the adequate and timely exchange of information and supporting data between the Company's management and the Board, and (vii) receives shareholder communications addressed to the independent directors.

## OVERSIGHT OF RISK MANAGEMENT

The Board has delegated the critical responsibility for overall risk oversight to the Audit Committee, which reports to the Board. Management of the Company has primary responsibility for performing risk assessments, identifying and monitoring risks, establishing policies and processes, implementing and carrying out corporate responses and reporting to the responsible Committee of the Board. The Audit Committee reviews and discusses the enterprise risk management profile that management of the Company prepares and the policies and guidelines that management of the Company uses to manage risks. In addition, the Audit Committee reviews and evaluates the performance and operations of our risk management function, which is managed by our Enterprise Risk Management Committee, consisting of members of management and employees with responsibilities for critical functions, such as accounting, information technology, internal audit, ethics, compliance and risk management.

We are exposed to a number of risks, including financial risks, operational risks, reputational risks, strategic risks, human capital risks, competitive risks, risks relating to operating in foreign countries, day-to-day management risks, information privacy and data and

cybersecurity risks, general economic and business risks and legal, regulatory and compliance risks, including risks associated with the Foreign Corrupt Practices Act (the “FCPA”) and foreign anti-bribery laws. Our risk and compliance officer manages our internal enterprise risk management function, working closely with members of our Enterprise Risk Management Committee and our executive management, business segments and corporate functions, to identify and assess risks and mitigate exposures. Our head of information technology works closely with our risk and compliance officer to assess our cybersecurity risks and implement technology and other measures to mitigate those risks. Our risk and compliance officer and our head of information technology each regularly report to and discuss with our executive management and Audit Committee our policies and procedures to identify and assess critical risk exposures, including cybersecurity risks, and the plans and actions that have been identified or taken by our corporate functions to correct, rehabilitate or mitigate risks facing the Company. Directors who are not members of the Audit Committee may attend these meetings as well. The Audit Committee periodically requests additional reports on critical risk areas identified by management, such as the FCPA, the UK Anti-Bribery Act of 2010 and cybersecurity. The Audit Committee also reports to the Board on a regular basis to apprise Board members of the Company’s risk profile and risk management and holds discussions with our executive management, risk and compliance officer and head of internal audit. The Audit Committee ensures that the Chair of each other Committee with oversight of an applicable function is aware of the most recent risk assessment of that function.

Each of the two other standing Committees of the Board also considers risks within its area of responsibility. For example, the Nominating, Corporate Governance and Social Responsibility Committee reviews human capital risks, corporate social responsibility and other ESG-related risks and legal and regulatory compliance risks as they relate to corporate governance, including the listing requirements of the NYSE. The Compensation Committee reviews and discusses risks relating to the executive compensation policies and practices. These Committees also keep the Board apprised of governance-, human capital-, ESG- and compensation-related risks.

## **COMPENSATION-RELATED RISKS**

At the request and direction of the Compensation Committee and the Audit Committee, management conducted an assessment of risks associated with the Company’s compensation policies and practices for the year ended December 31, 2021. This assessment included the: (i) review of programs, plans, policies, procedures and practices relating to the components of executive officer and employee compensation; (ii) review of incentive-based equity and cash compensation; (iii) identification of compensation design features that could potentially encourage excessive or imprudent risk taking; (iv) identification of business risks that these features could potentially encourage; (v) consideration of the presence or absence of controls, oversight or other factors that mitigate potential risks; (vi) assessment of potential risks; and (vii) consideration of the potential for such risks to result in a material adverse effect on the Company and its subsidiaries, taken as a whole. Based on the assessment and factors described above, the Company determined that the risks associated with its compensation programs, policies and practices are not reasonably likely to result in a material adverse effect on the Company and its subsidiaries taken as a whole.

## **BOARD AND COMMITTEE SELF-ASSESSMENTS**

The Nominating, Corporate Governance and Social Responsibility Committee, pursuant to the Nominating, Corporate Governance and Social Responsibility Committee Charter, is formally charged with administering the annual self-assessments by the Board and each Committee. During the first quarter of 2022, the Board and each Committee conducted an annual self-assessments to identify issues critical to their success. All directors completed the assessments. The results were discussed by the Board and the Committees at a joint meeting held in February 2022, during which they discussed the results and provided thorough, objective feedback, which will be used to implement performance enhancements going forward.

## **CORPORATE SOCIAL RESPONSIBILITY OVERSIGHT**

The Nominating, Corporate Governance and Social Responsibility Committee, pursuant to the Nominating, Corporate Governance and Social Responsibility Committee Charter, is formally charged with oversight of corporate social responsibility and human capital matters, including those pertaining to ESG. The Company’s Chief Human Resources Officer regularly reviews the Company’s policies, practices and strategies addressing the environment and sustainability, corporate citizenship and community engagement, and workforce diversity, inclusion and equal opportunity matters. The Nominating, Corporate Governance and Social Responsibility Committee provides feedback and direction on the Company’s approach to these issues. It also reports on subjects of interest to the full Board and other interested Committees.



The Nominating, Corporate Governance and Social Responsibility Committee also reviews and discusses the Company’s annual corporate citizenship report, global human capital report, corporate sustainability report, and other reports and policies relating to ESG published by the Company, which are available on the Company’s website under “About FTI — Governance” at <https://www.fticonsulting.com/about/governance> and at the below website links:

NAME OF POLICY	WEBSITE LINK
<b>Environmental Responsibility &amp; Climate Change Disclosure Policy</b>	<a href="https://www.fticonsulting.com/~media/Files/us-files/our-firm/guidelines/fti-consulting-environmental-climate-change-disclosure-policy.pdf">https://www.fticonsulting.com/~media/Files/us-files/our-firm/guidelines/fti-consulting-environmental-climate-change-disclosure-policy.pdf</a>
<b>Global Health &amp; Safety Policy</b>	<a href="https://www.fticonsulting.com/~media/Files/us-files/our-firm/guidelines/fti-consulting-global-health-safety-policy.pdf">https://www.fticonsulting.com/~media/Files/us-files/our-firm/guidelines/fti-consulting-global-health-safety-policy.pdf</a>
<b>Human Rights Policy</b>	<a href="https://www.fticonsulting.com/~media/Files/us-files/our-firm/guidelines/fti-consulting-human-rights-policy.pdf">https://www.fticonsulting.com/~media/Files/us-files/our-firm/guidelines/fti-consulting-human-rights-policy.pdf</a>
<b>2020 Corporate Sustainability Report</b>	<a href="https://www.fticonsulting.com/insights/reports/corporate-sustainability-report-2020">https://www.fticonsulting.com/insights/reports/corporate-sustainability-report-2020</a>
<b>Vendor Code of Conduct</b>	<a href="https://www.fticonsulting.com/~media/Files/us-files/our-firm/guidelines/vendor-code-of-conduct.pdf">https://www.fticonsulting.com/~media/Files/us-files/our-firm/guidelines/vendor-code-of-conduct.pdf</a>

## SUCCESSION PLANNING

The Nominating, Corporate Governance and Social Responsibility Committee reviews succession and development plans with management. In 2019, the Nominating, Corporate Governance and Social Responsibility Committee established a process to plan for the succession of our CEO, which includes an annual discussion of potential in-house candidates identified by our CEO, a timeline for identification and selection of likely successors and a timeline for identifying a successor in emergency circumstances. During 2021, the Nominating, Corporate Governance and Social Responsibility Committee held discussions about the qualifications of potential in-house candidates identified to succeed our CEO.

## CORONAVIRUS DISEASE 2019 (COVID-19)

During 2021, the Board reviewed and discussed with management the impact of the COVID-19 pandemic on the Company’s business, employees, clients and vendors, and our policies and practices to respond to, and mitigate, its impact. Among other things, the Board discussed FTI Consulting and client protocols for performing services, visiting offices, attending meetings and functions, and traveling on business, as well as the emergence of COVID-19 variants, compliance with government and U.S. and foreign vaccine mandates and company policies regarding vaccination requirements and exceptions.

## CODE OF CONDUCT

Our written Code of Ethics and Business Conduct (“Code of Ethics”) and Anti-Corruption Policy (together with our Code of Ethics, our “Code of Conduct”) applies to financial professionals, including our Chief Financial Officer, corporate Controller and Chief Accounting Officer, and corporate Treasurer, as well as our CEO and all other officers, directors, employees and independent contractors of the Company and its affiliates. We require all individuals subject to our Code of Conduct to avoid conflicts of interest, comply with applicable laws (including the FCPA, other anti-bribery laws, and legal and regulatory requirements of the jurisdictions in which we have offices and/or conduct business), protect Company assets, conduct business in an honest and ethical manner and otherwise act with integrity, in our best interests and in accordance with the Code of Conduct. The Code of Conduct prohibits insiders from knowingly taking advantage of corporate opportunities for personal benefit and taking unfair advantage of our business associates, competitors and employees through manipulation, concealment, abuse of privileged information, misrepresentation of material facts or any other practice of unfair dealing. Our Code of Ethics and Anti-Corruption Policy are publicly available and can be found on the Company’s website under “About FTI — Governance” at <https://www.fticonsulting.com/~media/Files/us-files/our-firm/guidelines/fti-code-of-conduct.pdf> and <https://www.fticonsulting.com/~media/Files/us-files/our-firm/guidelines/anti-corruption-policy.pdf>, respectively. If we make substantive amendments to the Code of Ethics or grant any waiver, including any implicit waiver, from a provision of such policy to any officer, financial professional or person performing similar functions, we will disclose the nature of such amendment or waiver on our website or in a Current Report on Form 8-K filed with the SEC. Our Code of Ethics was last updated in February 2020.

## SHAREHOLDER NOMINEES FOR DIRECTOR

We did not receive any notices of shareholder nominees for director prior to the deadline for 2022 nominations described in our proxy statement for our 2021 Annual Meeting. Under our current Bylaws, nominations for director at an annual meeting of shareholders may be made by a shareholder who is (a) a shareholder of record both at the time of (i) the giving of the notice by the shareholder and (ii) the date of the annual meeting; and (b) entitled to vote at the meeting in the election of each individual so nominated or on any other business; provided such shareholder delivers notice along with the additional information and materials required by our current Bylaws, including, as to each person whom the shareholder proposes to nominate for election as a director, all information relating to such person that is required by the SEC's proxy rules to be disclosed in connection with solicitations of proxies for the election of directors, to the Corporate Secretary at our principal executive office of the Company located at 555 12<sup>th</sup> Street NW, Washington, D.C. 20004, not earlier than the 150<sup>th</sup> day nor later than 5:00 p.m., Eastern Time, on the 120<sup>th</sup> day prior to the first anniversary of the date of the proxy statement for the preceding year's annual meeting of shareholders. For the annual meeting of shareholders in 2023, you must deliver this notice no earlier than November 16, 2022 and no later than December 16, 2022. In the event that the date of the annual meeting is advanced or delayed by more than 30 days from the first anniversary of the date of the preceding year's annual meeting of shareholders, notice by the shareholder to be timely must be so delivered not earlier than the 150<sup>th</sup> day prior to the date of such annual meeting and not later than 5:00 p.m., Eastern Time, on the later of the 120<sup>th</sup> day prior to the date of such annual meeting, as originally convened, or the tenth day following the day on which public announcement of the date of such meeting is first made. In the event that the number of directors to be elected to the Board is increased and there is no public announcement of such action at least 130 days prior to the first anniversary of the date of the proxy statement for the preceding year's annual meeting, a shareholder's notice will also be considered timely, but only with respect to nominees for any new positions created by such increase, if it is delivered to the Corporate Secretary at our principal executive office, not later than 5:00 p.m., Eastern Time, on the tenth day following the day on which we first make such public announcement. The public announcement of a postponement or adjournment of an annual meeting shall not commence a new time period for the giving of a shareholder's notice as described above.

In addition to satisfying the deadlines in the advance notice provisions of our Bylaws, a shareholder who intends to solicit proxies in support of nominees submitted under these advance notice provisions must provide the notice required under Rule 14a-19 to our Corporate Secretary no later than April 2, 2023.

You may obtain a copy of our Bylaws, without charge, from our Corporate Secretary at FTI Consulting, Inc., 6300 Blair Hill Lane, Suite 303, Baltimore, MD 21209, phone no. +1.410.951.4867, or by email to [FTI2022annualmeeting@fticonsulting.com](mailto:FTI2022annualmeeting@fticonsulting.com). We filed a copy of our Bylaws, as amended and restated through June 1, 2011, with the SEC on June 2, 2011 as an exhibit to our Current Report on Form 8-K dated June 1, 2011, and we filed copies of Amendments No. 1 and No. 2 to our Bylaws through December 13, 2013 and September 17, 2014 as exhibits to our Current Reports on Form 8-K filed with the SEC on December 16, 2013 and September 22, 2014, respectively. Our Bylaws are incorporated by reference as an exhibit to our Annual Report on Form 10-K for the year ended December 31, 2021 filed with the SEC on February 24, 2022.

## COMMUNICATIONS WITH DIRECTORS

Shareholders, employees and other interested persons may communicate with our Board or any individual director using the FTI Consulting Integrity Hotline, which allows interested persons to place confidential reports by either telephone or the Internet, without divulging their name or other personal information. The reporting website may be accessed from any Internet-enabled computer at [www.fticonsulting.ethicspoint.com](http://www.fticonsulting.ethicspoint.com). Telephone reports may be placed through the FTI Consulting Integrity Hotline by calling in the U.S. +1.866.294.3576 (toll free). Reports submitted through the FTI Consulting Integrity Hotline will be sent to designated recipients within the Company, which includes our Vice President – Chief Risk and Compliance Officer. If interested persons do not feel comfortable using the FTI Consulting Integrity Hotline, they may communicate with our Board, the Chairman of the Board, an individual director or the independent directors as a group by contacting our Vice President – Chief Risk and Compliance Officer, by telephone to Matthew Pachman, at +1.202.312.9100, by mail to his attention at FTI Consulting, Inc., 555 12<sup>th</sup> Street NW, Washington, D.C. 20004 or by email to [matthew.pachman@fticonsulting.com](mailto:matthew.pachman@fticonsulting.com). Communications directed to the Board, Chairman of the Board, an individual director or the independent directors as a group, depending upon the subject matter, will be directed to the Chairman of the Board, Chair of the Audit Committee or Chair of the Nominating, Corporate Governance and Social Responsibility Committee or other appropriate person who is responsible for ensuring that the concerns expressed are investigated and appropriately addressed. The Company will not filter any such communications.

## OTHER PROPOSALS TO BE PRESENTED AT THE ANNUAL MEETING OF SHAREHOLDERS

In addition to Proposal No. 1 to elect as directors the ten nominees named in this Proxy Statement, we will present the two additional proposals described below at the Annual Meeting. We have described in this Proxy Statement all the proposals that we expect will be made at the Annual Meeting. We do not know of any other matters to come before the Annual Meeting. If, however, any other matters properly come before the Annual Meeting, it is the intention of the persons designated as proxies to vote in accordance with their discretion on such matters as permitted under applicable law.

### **PROPOSAL NO. 2—RATIFY THE APPOINTMENT OF KPMG LLP AS FTI CONSULTING, INC.’S INDEPENDENT REGISTERED PUBLIC ACCOUNTING FIRM FOR THE YEAR ENDING DECEMBER 31, 2022**

The firm of KPMG has served as the Company’s independent registered public accounting firm since 2006. KPMG has confirmed to the Audit Committee and the Company that it complies with all rules, standards and policies of the Public Company Accounting Oversight Board and the SEC governing auditor independence.

The Audit Committee has appointed KPMG as the independent registered public accounting firm to audit the Company’s books and accounts for the year ending December 31, 2022. We are seeking shareholder ratification of that action. Although shareholder ratification of the appointment of KPMG is not required, we are submitting the appointment of KPMG for ratification as a matter of good corporate governance. Even if the appointment is ratified, the Audit Committee, in its discretion, may appoint an alternative independent registered public accounting firm if it deems such action appropriate. If shareholders do not ratify KPMG’s appointment, the Audit Committee will take that into consideration, together with such other factors it deems relevant, in determining whether to continue KPMG’s engagement as independent registered public accounting firm for the year ending December 31, 2022.

KPMG’s representative will be present, in person or by conference telephone, at the Annual Meeting, and will have the opportunity to make a statement and to respond to appropriate questions from shareholders. See the section titled “Principal Accountant Fees and Services” on [page 81](#) of this Proxy Statement for a description of the services provided by, and fees paid to, KPMG for the fiscal years ended December 31, 2020 and December 31, 2021 and other matters relating to the procurement of services.

**Shareholder Approval Required.** The ratification of the appointment of KPMG as FTI Consulting, Inc.’s independent registered public accounting firm for the year ending December 31, 2022 requires a majority of the votes cast at the Annual Meeting on the proposal to be voted “**FOR**” this proposal. Abstentions will not be counted as votes cast either “FOR” or “AGAINST” Proposal No. 2 and will have no effect on the results of the vote on this proposal. Brokers and other designees have discretionary authority to vote on this proposal so we do not expect any broker non-votes on this proposal.

**The Board of Directors Unanimously Recommends That You Vote FOR Proposal No. 2.**

### **PROPOSAL NO. 3—VOTE ON AN ADVISORY (NON-BINDING) RESOLUTION TO APPROVE THE COMPENSATION OF THE NAMED EXECUTIVE OFFICERS FOR THE YEAR ENDED DECEMBER 31, 2021 AS DESCRIBED IN THE PROXY STATEMENT**

Our shareholders have the opportunity to vote on an advisory (non-binding) resolution (“say-on-pay”) to approve the compensation of our NEOs identified in the section titled “Information about Our Executive Officers and Compensation—Compensation Discussion and Analysis — Named Executive Officers” for the year ended December 31, 2021 beginning on [page 36](#) of this Proxy Statement. The Compensation Discussion and Analysis (“CD&A”) beginning on [page 36](#) of this Proxy Statement describes the material elements of our NEO compensation policies and program, and the principles and objectives that informed our compensation decisions, for the year ended December 31, 2021.

We conduct continuous investor engagement and outreach throughout the year. [Page 43](#) of the CD&A describes our shareholder engagement and outreach, and [pages 49 through 61](#) of the CD&A describe the 2021 executive compensation program adopted by our Compensation Committee for 2021. In addition, the section of the CD&A titled “Information about Our Executive Officers and Compensation — Compensation Discussion and Analysis — What Guides Our Program — How We Make Compensation Decisions — Role of Peer Companies” beginning on [page 47](#) describes the peer group that we selected for the purpose of benchmarking our 2021 CEO compensation.

The design of our compensation program has remained consistent year-over-year. In February 2021, the Compensation Committee established the financial performance metrics governing annual incentive pay (“AIP”) and long-term incentive pay (“LTIP”) awards to the NEOs for the bonus year ended December 31, 2021. During 2021, the Compensation Committee did not modify such AIP and LTIP performance metrics or the individual pay opportunities due to the COVID-19 pandemic. When making compensation decisions for 2021, the Compensation Committee considered the significant efforts of the NEOs to deliver solid financial results while successfully navigating a period of unprecedented change and volatility as a result of the ongoing COVID-19 pandemic, financial crisis and social unrest, as well as management’s ability to meet the evolving needs of our employees, clients and shareholders. Our NEOs’ 2021 compensation program has been designed to:

- **PROVIDE** our NEOs with competitive total pay opportunities to retain, motivate and attract talented executive officers.
- **MAINTAIN** continuity of executive management by delivering opportunities for our CEO and other NEOs to earn competitive compensation.
- Structure our executive compensation program to **ALIGN THE INTERESTS** of our CEO and other NEOs with those of our **shareholders** by encouraging solid corporate growth and the prudent management of risks and rewards.
- **BALANCE** the emphasis on short-term and long-term compensation opportunities, focusing on the attainment of financial and strategic goals that contribute to the creation of shareholder value.
- Place a significant percentage of each NEO’s total compensation opportunity **AT-RISK** and subject to the attainment of financial goals that drive or measure the creation of shareholder value.
- Pay-for-**PERFORMANCE**.
- Manage our executive compensation program **CONSISTENTLY** among our CEO and other participating NEOs.
- **Limit** perquisites and other non-performance-based entitlements.

The say-on-pay vote is not intended to address any specific item of compensation, but rather the overall compensation of our NEOs for 2021 as described in the Proxy Statement for the Annual Meeting.

The say-on-pay vote being presented pursuant to Section 14A of the Exchange Act is advisory and not binding on the Company, the Compensation Committee or the Board. Although the vote is non-binding, the Committee will review the voting results in connection with its ongoing evaluation of the Company’s executive compensation program, principles and objectives. We seek the advisory vote of our shareholders on say-on-pay annually. The next such advisory vote on say-on-pay will be held at the 2023 annual meeting of shareholders.

At the 2023 annual meeting of shareholders, the Company will also seek the advisory vote of shareholders on the frequency of the say-on-pay vote.

We believe that the information provided in this Proxy Statement demonstrates our commitment and the commitment of our Compensation Committee to our pay-for-performance philosophy. The Board recommends that you approve the 2021 compensation of our NEOs for the year ended December 31, 2021 as described in the Proxy Statement by approving the following advisory (non-binding) resolution:

**“RESOLVED, that the shareholders approve, on an advisory (non-binding) basis, the compensation of the Company’s named executive officers for the year ended December 31, 2021 as described in the Proxy Statement for the 2022 Annual Meeting of Shareholders.”**

***Shareholder Approval Required.*** The approval of the advisory (non-binding) resolution approving the compensation of our NEOs for the year ended December 31, 2021 as described in the Proxy Statement requires a majority of the votes cast on this proposal at the Annual Meeting to be voted **“FOR”** this proposal. Abstentions and broker non-votes will not be counted as votes cast either **“FOR”** or **“AGAINST”** Proposal No. 3 and will have no effect on the results of the vote on this proposal.

**The Board of Directors Unanimously Recommends That You Vote FOR Proposal No. 3.**

## SECURITY OWNERSHIP OF CERTAIN BENEFICIAL OWNERS AND MANAGEMENT

There were 34,432,204 shares of our Common Stock issued and outstanding as of the close of business on the Record Date. The following table shows the beneficial ownership of our Common Stock by:

- each of the NEOs named in this Proxy Statement;
- each person known by us to own beneficially more than 5% of our outstanding shares of Common Stock;
- each of our directors and director nominees; and
- all of our executive officers and directors as a group.

For the executive officers, directors and director nominees, the beneficial ownership information is presented as of the close of business on the Record Date, except as otherwise noted. For the shareholders who own beneficially more than 5% of our outstanding shares of Common Stock, the information is presented as of the date of the most recent Schedule 13G/A filed by each such shareholder with the SEC as of the date of this Proxy Statement.

The amounts and percentages of shares of Common Stock beneficially owned are reported on the basis of SEC regulations governing the determination of beneficial ownership of securities. Under SEC rules, a person is deemed to be a “beneficial owner” of a security if that person has or shares voting power or investment power, which includes the power to dispose of or to direct the disposition of such security. A person is also deemed to be a beneficial owner of any securities with respect to which that person has a right to acquire beneficial ownership within 60 days. Securities that can be so acquired are deemed to be outstanding for purposes of computing such person’s ownership percentage, but not for purposes of computing any other person’s percentage. Under these rules, more than one person may be deemed to be a beneficial owner of the same securities, and a person may be deemed to be a beneficial owner of securities as to which such person has no economic interest. Except as otherwise indicated in the footnotes to this table, each of the beneficial owners listed has, to our knowledge, sole voting and investment power with respect to the indicated shares of Common Stock, and has not pledged any of our securities to secure or serve as collateral for any indebtedness or other obligations.

NAME OF BENEFICIAL OWNER <sup>(1)</sup>	NUMBER OF COMMON SHARES OWNED	UNVESTED RESTRICTED SHARES	RIGHT TO ACQUIRE VESTED AND EXERCISABLE STOCK-BASED OPTIONS <sup>(2)</sup>	TOTAL SHARES BENEFICIALLY OWNED	PERCENTAGE OF SHARES BENEFICIALLY OWNED (%)
Steven H. Gunby	464,578	30,872	227,904	723,354	2.10
Ajay Sabherwal	13,447	4,289	13,065	30,801	*
Paul Linton	37,970	4,290	92,805	135,065	*
Curtis P. Lu	27,960	4,290	13,663	45,913	*
Holly Paul	22,485	4,290	2,477	29,252	*
Brenda J. Bacon	13,494	1,848	—	15,342	*
Mark S. Bartlett	30,553	1,848	—	32,401	*
Claudio Costamagna	43,879	—	—	43,879	*
Vernon Ellis	27,087	—	—	27,087	*
Nicholas C. Fanandakis <sup>(3)</sup>	6,800	1,848	—	8,648	*
Gerard E. Holthaus <sup>(4)</sup>	66,637	1,848	—	68,485	*
Nicole S. Jones <sup>(5)</sup>	—	317	—	317	*
Stephen C. Robinson <sup>(5)</sup>	—	317	—	317	*
Laureen E. Seeger <sup>(6)</sup>	23,751	—	—	23,751	*
BlackRock, Inc. <sup>(7)</sup> 55 East 52 <sup>nd</sup> Street New York, NY 10055	2,839,899	—	—	2,839,899	8.30
Kayne Anderson Rudnick Investment Management LLC <sup>(8)</sup> 1800 Avenue of the Stars, 2 <sup>nd</sup> Floor Los Angeles, CA 90067	3,680,913	—	—	3,680,913	10.74
Mawer Investment Management Ltd. <sup>(9)</sup> 600, 517 – 10 <sup>th</sup> Avenue SW Calgary, Alberta, Canada T2R 0A8	4,317,747	—	—	4,317,747	12.59
The Vanguard Group <sup>(10)</sup> 100 Vanguard Blvd. Malvern, PA 19355	3,142,708	—	—	3,142,708	9.17
All directors and executive officers as a group (15 persons)	780,640	60,558	349,914	1,191,112	3.46

\* = Less than 1%

- <sup>(1)</sup> Unless otherwise specified, the address of these persons is c/o FTI Consulting, Inc.'s executive office at 555 12<sup>th</sup> Street NW, Suite 700, Washington, D.C. 20004.
- <sup>(2)</sup> No stock options, stock-based units or other rights to acquire shares of Common Stock will vest or become exercisable within 60 days of the Record Date.
- <sup>(3)</sup> The reported beneficial ownership of Nicholas C. Fanandakis excludes 1,994 shares of Common Stock issuable on account of vested deferred stock units.
- <sup>(4)</sup> The reported beneficial ownership of Gerard E. Holthaus excludes 37,500 shares of Common Stock issuable on account of vested deferred stock units.
- <sup>(5)</sup> The beneficial ownership of each of Nicole S. Jones and Stephen C. Robinson is reported as of March 22, 2022, the date of his and her election as a director of the Company.
- <sup>(6)</sup> The reported beneficial ownership of Lauren E. Seeger excludes 369 shares of Common Stock issuable on account of vested deferred stock units and 1,848 shares of Common Stock issuable on account of unvested deferred stock units.
- <sup>(7)</sup> Information is based on Schedule 13G/A filed with the SEC on February 1, 2022 reporting (i) sole power to vote or direct the vote of 2,709,459 shares, (ii) shared power to vote or direct the vote of zero shares, (iii) sole power to dispose or direct the disposition of 2,839,899 shares, and (iv) shared power to dispose or direct the disposition of zero shares of the Company's Common Stock. BlackRock, Inc. reports that various persons have the right to receive or the power to direct the receipt of dividends, or the proceeds from the sale of our Common Stock, and no one person's interest in the Common Stock is more than 5% of our total outstanding shares of Common Stock.
- <sup>(8)</sup> Information is based on Schedule 13G/A filed with the SEC on February 14, 2022 reporting (i) sole power to vote or direct the vote of 2,544,363 shares, (ii) shared power to vote or direct the vote of 876,330 shares, (iii) sole power to dispose or direct the disposition of 2,804,583 shares, and (iv) shared power to dispose or direct the disposition of 876,330 shares of the Company's Common Stock.
- <sup>(9)</sup> Information is based on Schedule 13G/A filed with the SEC on February 10, 2022 reporting (i) sole power to vote or direct the vote of 4,137,947 shares, (ii) shared power to vote or direct the vote of zero shares, (iii) sole power to dispose or direct the disposition of 4,317,747 shares, and (iv) shared power to dispose or direct the disposition of zero shares of the Company's Common Stock.
- <sup>(10)</sup> Information is based on Schedule 13G/A filed with the SEC on February 10, 2022 reporting (i) sole power to vote or direct the vote of zero shares, (ii) shared power to vote or direct the vote of 18,765 shares, (iii) sole power to dispose or direct the disposition of 3,094,924 shares, and (iv) shared power to dispose or direct the disposition of 47,784 shares of the Company's Common Stock. The Vanguard Group reports that its clients, including investment companies registered under the Investment Company Act of 1940 and other managed accounts, have the right to receive or the power to direct the receipt of dividends, or the proceeds from the sale of our Common Stock, and no one other person's interest in the Common Stock is more than 5% of our total outstanding shares of Common Stock.

## INFORMATION ABOUT OUR EXECUTIVE OFFICERS AND COMPENSATION

### NON-DIRECTOR EXECUTIVE OFFICERS AND KEY EMPLOYEES

#### NON-DIRECTOR EXECUTIVE OFFICERS AND KEY EMPLOYEES

#### PRINCIPAL BUSINESS EXPERIENCE



**Ajay Sabherwal**  
*Chief Financial Officer  
and Treasurer*  
**Officer Since:** 2016  
**Age:** 56

Ajay Sabherwal joined the Company in August 2016 as Chief Financial Officer and assumed the additional office of Treasurer in March 2022. From July 2010 to August 2016, Mr. Sabherwal was the Executive Vice President and Chief Financial Officer of FairPoint Communications, Inc., a provider of telecommunications services primarily in Northern New England. Mr. Sabherwal is a director of Prairie Provident Resources Inc., a corporation engaged in the exploration and development of oil and natural gas properties, which is listed on the Toronto Stock Exchange.



**Paul Linton**  
*Chief Strategy and  
Transformation Officer*  
**Officer Since:** 2014  
**Age:** 51

Paul Linton joined the Company in August 2014 as Chief Strategy and Transformation Officer. From September 2000 to August 2014, Mr. Linton was a management consultant with The Boston Consulting Group, a leading business strategy consulting services firm, where he was most recently a Partner and Managing Director.



**Curtis P. Lu**  
*General Counsel*  
**Officer Since:** 2015  
**Age:** 56

Curtis Lu joined the Company in June 2015 as General Counsel. From June 2010 to June 2015, Mr. Lu was the General Counsel of LightSquared, Inc., a wireless Internet services company. During Mr. Lu's term as an officer of LightSquared, Inc., it sought Chapter 11 bankruptcy protection, having filed in May 2012. Mr. Lu began his legal career at Latham & Watkins LLP, an international law firm, where he was a litigation partner.



**Holly Paul**  
*Chief Human Resources  
Officer*  
**Officer Since:** 2014  
**Age:** 51

Holly Paul joined the Company in August 2014 as Chief Human Resources Officer. From 2013 to August 2014, Ms. Paul was Senior Vice President and Chief Human Resources Officer of Vocus, Inc., a publicly traded company offering marketing and public relations software. Prior to 2013, Ms. Paul spent 18 years with PricewaterhouseCoopers LLP, a global public accounting firm, serving in various roles, ultimately rising to become the firm's most senior talent acquisition leader.



**Brendan J. Keating**  
*Chief Accounting Officer  
and Controller*  
**Officer Since:** 2019  
**Age:** 58

Brendan Keating has held the positions of Chief Accounting Officer and Controller since March 2019. From September 2011 to March 2019, Mr. Keating was Vice President – Assistant Controller of the Company. Mr. Keating served as a Senior Vice President of Accounting Policy and Reporting at Discovery, Inc., a mass media company, from 2008 to 2011.



**Matthew Pachman**  
*Vice President – Chief  
Risk and Compliance  
Officer*  
**Officer Since:** 2012  
**Age:** 57

Matthew Pachman has held the position of Vice President – Chief Risk and Compliance Officer since June 2016. Prior to assuming the duties of Chief Risk Officer of the Company in February 2015, Mr. Pachman also held the position of Vice President and Chief Ethics and Compliance Officer from July 2012 to June 2016. Prior to joining FTI Consulting, Mr. Pachman built and led compliance programs at various other companies, including Altegrity Risk International, Inc., a global risk consulting and information services company, the Federal Home Loan Mortgage Corporation, a public government-sponsored enterprise operating in the secondary mortgage market, and MCI Communications Corp., a telecommunications company.

Our officers are elected by, and serve at the pleasure of, our Board, subject to the terms of the written employment arrangements that we have with them.



## COMPENSATION DISCUSSION AND ANALYSIS

This Compensation Discussion and Analysis (“CD&A”) section describes the material elements of our executive compensation program and policies and practices for 2021, and the principles and objectives of our decisions with respect to compensation for the year ended December 31, 2021, for our named executive officers (each an “NEO,” and collectively, our “NEOs”).

When making compensation decisions for the year ending December 31, 2021, the Compensation Committee considered the significant efforts of the executive team to deliver these record financial results while successfully navigating continued business volatility as a result of the ongoing coronavirus disease 2019 (“COVID-19”) pandemic and other factors, as well as management’s ability to meet the evolving needs of FTI Consulting’s professionals, clients, shareholders and communities in which it does business.

### Named Executive Officers

Our NEOs determined as of December 31, 2021 include the following current executive officers of the Company:

NAME	TITLE
Steven H. Gunby	President and Chief Executive Officer (“CEO”)
Ajay Sabherwal	Chief Financial Officer and Treasurer (“CFO”)
Paul Linton	Chief Strategy and Transformation Officer (“CSTO”)
Curtis P. Lu	General Counsel (“GC”)
Holly Paul	Chief Human Resources Officer (“CHRO”)

## Executive Summary

### 2021 Company Performance Update

**2021 presented both unique and diverse challenges for our business and people.** Our sustained top-line growth in the face of the COVID-19 pandemic is a testament to the strength of our enterprise, its relevance to clients facing their most significant opportunities and challenges and, most importantly, our commitment to having the courage, conviction and wherewithal to invest behind and support our professionals, irrespective of short-term factors.



**\$2.78 Billion**

Record revenues reflecting **10.3%** organic growth compared with 2020



**\$354.0 Million**

Adjusted EBITDA <sup>(1)</sup> increased **6.5%** compared with 2020



**\$6.65**

EPS of **\$6.65**, up **17.3%** compared with 2020



**\$494.5 Million**

Cash and cash equivalents of **\$494.5 million** compared with \$295.0 million at the end of 2020



**Global Reach**

Revenues outside the U.S. increased **16.5%** compared with 2020



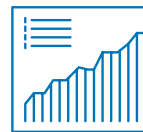
**The Rhodes Group**

Acquired **The Rhodes Group**, a leading construction consulting firm



**5,401 Billable Professionals**

Billable headcount increased **6.6%** compared with 2020



**\$5.3 Billion**

Equity Market Capitalization, **doubling** since 2018 <sup>(2)</sup>



**(\$178.2) Million**

Total debt, net of cash, reduced by **\$199.5 million** since December 31, 2020



**37.3%**

FCN stock price increased **37.3%** from December 31, 2020 to December 31, 2021

<sup>(1)</sup> See [Appendix A](#) for the definitions of EBITDA, as adjusted (“Adjusted EBITDA”), and other financial measures for financial reporting purposes referred to in this CD&A that have not been presented or prepared in accordance with generally accepted accounting principles in the United States (“GAAP”) and are considered not in conformity with GAAP (“non-GAAP”) under the rules promulgated by the Securities and Exchange Commission (the “SEC”), and the reconciliations of non-GAAP financial measures to the most directly comparable GAAP financial measures. Certain of these non-GAAP financial measures are not defined the same as the similarly-named financial measures used to establish annual incentive pay (“AIP”) for the year ended December 31, 2021 (“2021 AIP”). See the section of this CD&A titled “— 2021 Pay Outcomes — 2021 Annual Incentive Pay — Financial Metrics” beginning on [page 51](#) and [Appendix B](#) for the definitions

of similarly-named non-GAAP financial measures for determining 2021 AIP, and [Appendix B](#) for the reconciliations of such non-GAAP financial measures to the most directly comparable GAAP financial measures. The Compensation Committee did not exercise its discretion to further adjust the Adjusted EBITDA and Adjusted EPS performance metrics for financial reporting purposes defined in [Appendix A](#) to determine 2021 AIP.

(2) “Equity Market Capitalization” for the years 2018 and 2021 has been calculated by multiplying (i) the number of total shares of Common Stock outstanding on December 31 of the applicable year by (ii) the closing price per share of Common Stock of the Company reported on the NYSE for December 31 of the applicable year.

## Business Overview

FTI Consulting is a global business advisory company dedicated to helping organizations manage change, mitigate risk and resolve disputes. With more than 6,700 employees located in 29 countries, we are the Company our clients call on when they are facing their most significant opportunities and challenges.

The Company is organized into five business segments. Individually, each segment is a leader in its own right, staffed with experts recognized for the depth of their knowledge, and has a track record of making an impact.

<b>Corporate Finance &amp; Restructuring</b> 34% of Revenues <sup>(1)</sup>	Focuses on the strategic, operational, financial, transactional and capital needs of clients and delivers a wide range of service offerings related to restructuring, business transformation and transactions.
<b>Forensic and Litigation Consulting</b> 21% of Revenues <sup>(1)</sup>	Provides a range of multidisciplinary and independent services related to risk advisory, investigations and disputes.
<b>Economic Consulting</b> 25% of Revenues <sup>(1)</sup>	Analyzes complex economic issues for use in legal, regulatory and international arbitration proceedings, strategic decision making and public policy debates.
<b>Technology</b> 10% of Revenues <sup>(1)</sup>	Offers a comprehensive portfolio of consulting and services for information governance, privacy and security, electronic discovery (e-discovery) and insight analytics.
<b>Strategic Communications</b> 10% of Revenues <sup>(1)</sup>	Designs and executes communications strategies to manage financial, regulatory and reputational challenges, navigate market disruptions, articulate corporate brands, stake competitive positions and preserve freedom to operate.

(1) Revenue percentages based on consolidated Company revenues for the year ended December 31, 2021.

Throughout 2021, the COVID-19 pandemic continued to create global volatility, economic uncertainty and general market disruption. Each of our business segments was impacted differently by the COVID-19 pandemic. In general, our professionals remained limited in their ability to serve our clients due to a variety of factors such as social distancing requirements, travel restrictions, and postponements of legal proceedings and investigations. Moreover, the sustained COVID-19 pandemic-related government stimulus programs and extended moratoriums on restructuring activity across the globe impacted our segments differently.

As credit markets remained in an accommodative mode throughout 2021, restructuring activity declined dramatically compared with the surge of activity in the second half of 2020, according to Debtwire. In 2021, Chapter 11 bankruptcy filings in North America with liabilities over \$50 million decreased by 45% compared with 2020, and the average size of a filing in North America of \$321 million in 2021 compared with \$807 million and \$585 million in 2020 and 2019, respectively.

At the same time, the continued access to inexpensive capital resulted in a record level of merger and acquisition (“M&A”) activity, which, according to Refinitiv, reached more than \$5.8 trillion in 2021, the highest level since records began more than 40 years ago. This increased demand for M&A-related antitrust and “second request” services in our Economic Consulting and Technology segments and also drove higher demand for our Transactions services in our Corporate Finance & Restructuring segment.

As a result, although some parts of our business experienced declines in demand at certain points in the year due to COVID-19 pandemic-related challenges, FTI Consulting still delivered record revenues and earnings in 2021, reflecting the progress we have made on a multi-year basis in terms of the breadth and diversity of our businesses, our client relationships, the capabilities of our people and the strength of our balance sheet.

## Our Commitment to Sustainable Growth

2021 was another great year for FTI Consulting, which we believe is further confirmation of the *fundamental strength of this Company: what our people are doing every day to build our businesses in ways that allow us to help our clients navigate their most significant opportunities and challenges.*

Sustainable growth in professional services results from attracting, developing and promoting great professionals with ambitions to grow their businesses. Over the last several years, our financial results have shown that if we do the right things for our business over any medium-term period, even though quarters and market conditions can fluctuate, through those efforts we can build a powerful growth engine.

This means not overreacting to temporary factors that are out of management's control and being willing to support our strong segments, practices and professionals in the face of short-term market headwinds because we believe over any multi-year period, the financial performance of great professional services firms is dictated by the components of the business that *can be influenced by management*, such as:

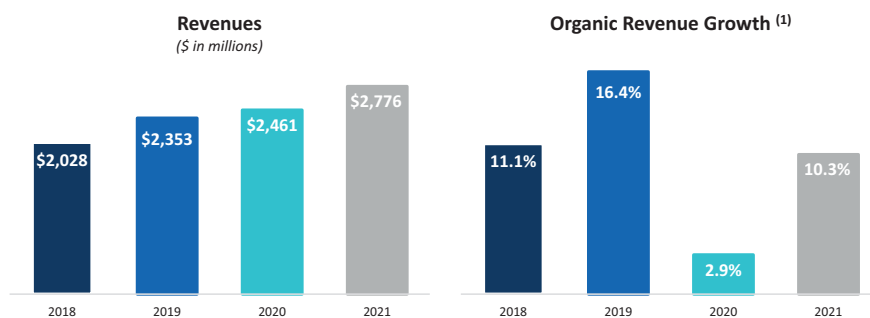
- **Promoting, developing and attracting talented professionals** who can strengthen and build leading positions in areas of critical client needs.
- **Investing EBITDA** behind key growth areas in which we have a right to win.
- Leveraging investments to build positions that will support **profitable growth on a sustained basis** through a variety of economic conditions.
- Actively evaluating and considering opportunistic acquisitions, but committing on a day-in, day-out basis to **growth by organic means**.
- **Maintaining a strong balance sheet** and committing to using our robust cash flow generation to enhance shareholder returns.
- **Creating a diverse, inclusive and high-performing culture** where our professionals can grow their career and achieve their full potential.
- **Being a responsible corporate citizen** that drives positive change in the communities in which we do business.

We believe if we continue to have the confidence to not overreact to short-term factors, over the medium-term, we will build businesses that great people want to be a part of — segments and practices that attract talented people, that support their ambitions and development and that allow them to build positions and client relationships that, through the short-term headwinds and tailwinds, become sustainable, powerful, durable and resilient growth engines.

## Our Strategy in Action – A Powerful Platform for Sustainable Growth

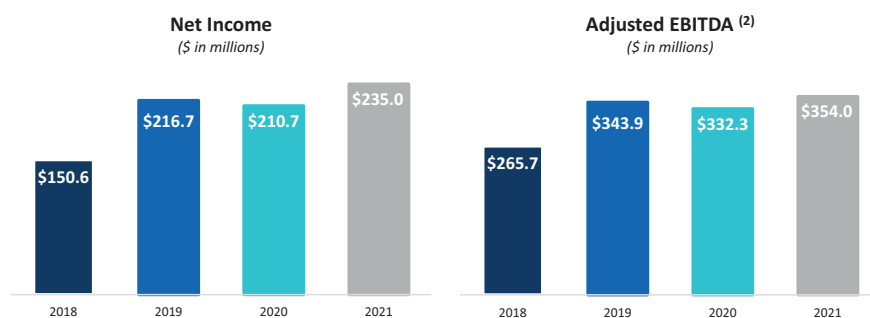
### Diversified Platform Drives Double-Digit Revenue Growth

Multi-year trajectory of record revenues supported by robust organic growth



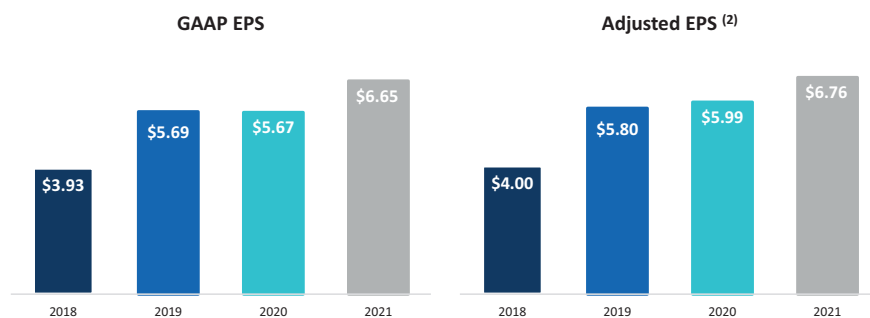
### Focus on Profitable Growth

Committed to driving profitability over the medium term while investing behind leading people and positions



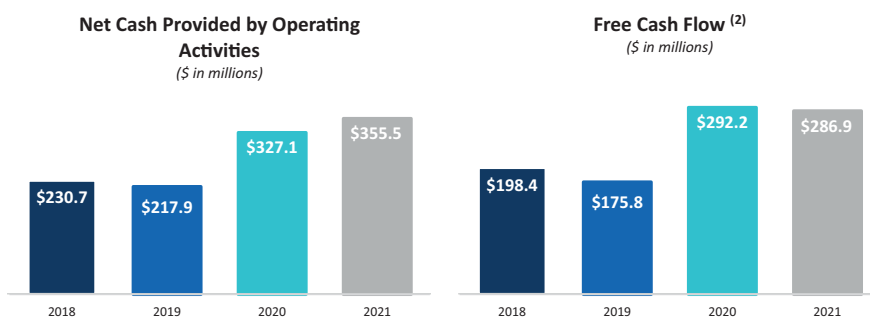
### Robust Earnings Growth

GAAP and Adjusted Earnings per Share (“EPS”) have increased 69% since 2018



### Robust Cash Flow Generation

Committed to using our robust cash flow generation to enhance shareholder returns



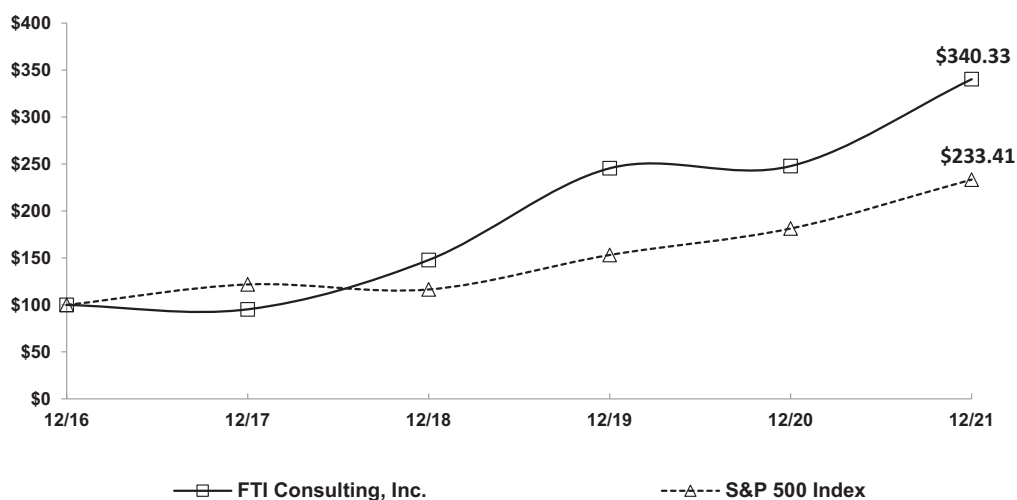
<sup>(1)</sup> “Organic Revenue Growth” has been calculated excluding the impact of acquisitions and foreign currency (FX) translation in each of the years presented.

(2) See [Appendix A](#) for the definitions of Adjusted EBITDA, earnings per diluted share, as adjusted (“Adjusted EPS”), Free Cash Flow and other non-GAAP financial measures used for financial reporting purposes referred to in this CD&A and the reconciliations of non-GAAP financial measures to the most directly comparable GAAP financial measures. See the section of this CD&A titled “— 2021 Pay Outcomes — 2021 Annual Incentive Pay — Financial Metrics” beginning on [page 51](#) and [Appendix B](#) for the definitions of similarly-named non-GAAP financial measures for determining 2021 AIP, and [Appendix B](#) for the reconciliations of such non-GAAP financial measures to the most directly comparable GAAP financial measures. The Compensation Committee did not exercise its discretion to further adjust the Adjusted EBITDA and Adjusted EPS performance metrics for financial reporting purposes defined in [Appendix A](#) to determine 2021 AIP.

### Strong Track Record of Delivering Enhanced Shareholder Returns

The strength of our financial performance and strategic accomplishments over the past five years is reflected in our total shareholder return (“TSR”). The following graph compares the annual TSR for the five-year period ended December 31, 2021, of FTI Consulting’s common stock, par value \$0.01 per share (“Common Stock”), with the Standard & Poor’s 500® (the “S&P 500”) Stock Index, assuming an investment of \$100.00 on December 31, 2016 for fiscal years ending December 31 in such stock or index, including reinvestment of dividends. As of December 31, 2021, such initial \$100.00 investment in the Company’s Common Stock and the S&P 500 Index would have been valued at \$340.33 per share and \$233.41 per share, respectively.

**COMPARISON OF 5-YEAR CUMULATIVE TOTAL RETURN\***  
Among FTI Consulting, Inc. and the S&P 500 Index



\*\$100 invested on 12/31/16 in stock or index, including reinvestment of dividends. Fiscal year ending December 31.

Copyright© 2022 Standard & Poor’s, a division of S&P Global. All rights reserved.

### Our Executive Compensation Practices

The Compensation Committee continues to refine our executive compensation program to align with evolving competitive and governance practices, respond to feedback from our shareholders and strengthen the link to performance and the rigor of our program. This includes the following key principles:

- **PAY-FOR-PERFORMANCE ALIGNMENT:** Total at-risk compensation for our CEO and other NEOs is 86.7% and 66.7%, respectively, in 2021.
- **FOCUS ON FINANCIAL PERFORMANCE:** The weighting of AIP opportunity based on financial performance metrics for our CEO and other NEOs is 75% and 66.7%, respectively, in 2021.
- **FOCUS ON INDIVIDUAL PERFORMANCE:** The individual performance component of AIP opportunity for our CEO and other NEOs is 25% and 33.3%, respectively, in 2021.
- **PERFORMANCE-BASED EQUITY AWARDS:** Percentage of performance-based restricted stock units (“Performance RSU”) in the long-term incentive pay (“LTIP”) opportunity to our CEO and other NEOs is 66.7% and 60%, respectively, in 2021, with the balance in awards of shares of restricted stock (“RSA”).

- **RIGOROUS LTIP METRIC:** Performance metric based on FTI Consulting’s TSR compared with the TSR of the adjusted S&P 500 (“Relative TSR”), at target and maximum set at the 55<sup>th</sup> and 80<sup>th</sup> percentiles, respectively, in 2021.
- **CAPPED LTIP PAYOUTS FOR NEGATIVE RELATIVE TSR:** CEO and other NEO payouts for Relative TSR performance are capped at 100% of target.
- **ENHANCED INDIVIDUAL PERFORMANCE DISCLOSURE:** Provides detailed quantitative and qualitative disclosures to support the individual performance component of our AIP opportunity for our CEO and other NEOs.
- **PEER GROUP BENCHMARKING:** CEO compensation benchmarked to chief executive officer compensation of peer group companies every other year.

## 2021 Executive Compensation Program and Decisions at a Glance

The below diagrams describe the key elements of our executive compensation program and decisions for the year ended December 31, 2021:

### CEO COMPENSATION

AWARD	FORM	PERFORMANCE METRICS	2021 FINAL PAY OUTCOME
<b>ANNUAL BASE SALARY</b>	Fixed Cash \$1,000,000	N/A	\$1,000,000
<b>Total AIP Opportunity at Target</b> \$2,000,000 (2.0x Annual Base Salary)			
<b>AIP</b>	<b>AIP Target Opportunity as % of Annual Base Salary</b> Threshold – 100% (\$1,000,000) Target – 200% (\$2,000,000) Maximum – 300% (\$3,000,000)	<b>Metric as % of Total AIP Opportunity</b> Adjusted EPS – 37.5% Adjusted EBITDA – 37.5% Individual Performance – 25%	<b>\$2,483,190</b> (124.2% of Target)
	<b>Form of Payment as % of Total AIP</b> Cash – 75% RSAs – 25%		
<b>Total LTIP Opportunity at Target</b> \$4,500,000 (4.5x Annual Base Salary)			
<b>LTIP</b>	<b>Time-Based RSAs</b>		
	<b>RSA Opportunity as % of Total LTIP Opportunity at Target</b> 33.33% (\$1,500,000)	N/A	<b>Three-Year Pro Rata Vesting Period</b>
	<b>Performance RSUs</b>		
	<b>Performance RSU Opportunity as % of Total LTIP Opportunity at Target</b> 66.67% (\$3,000,000) (“CEO Performance RSU Target”) <b>Performance RSU Payout Opportunity as % of CEO Performance RSU Target</b> Threshold – 50% (\$1,500,000) Target – 100% (\$3,000,000) Maximum – 150% (\$4,500,000)	<b>Company Relative TSR</b> Threshold – 25 <sup>th</sup> Percentile Target – 55 <sup>th</sup> Percentile Maximum – 80 <sup>th</sup> Percentile	<b>Three-Year Performance Period Ending 12/31/2023</b>

## NEOs (Other than CEO) COMPENSATION

AWARD	FORM	PERFORMANCE METRICS	2021 FINAL PAY OUTCOME
<b>ANNUAL BASE SALARY</b>	Fixed Cash \$600,000	N/A	\$600,000
<b>Total AIP Opportunity at Target</b> \$600,000 (1.0x Annual Base Salary)			
<b>AIP</b>	<b>AIP Target Opportunity as % of Annual Base Salary</b> Threshold – 50% (\$300,000) Target – 100% (\$600,000) Maximum – 150% (\$900,000)	<b>Metric as % of Total AIP Opportunity</b> Adjusted EPS – 33.33% Adjusted EBITDA – 33.33% Individual Performance – 33.34%	<b>\$762,183</b> (127.0% of Target)
	<b>Form of Payment as % of Total AIP</b> Cash – 100%		
<b>Total LTIP Opportunity at Target</b> \$600,000 (1.0x Annual Base Salary)			
<b>LTIP</b>	<b>Time-Based RSAs</b>		
	<b>RSA Opportunity as % of Total LTIP Opportunity at Target</b> 40% (\$240,000)	N/A	<b>Three-Year Pro Rata Vesting Period</b>
	<b>Performance RSUs</b>		
	<b>Performance RSU Opportunity as % of Total LTIP Opportunity at Target</b> 60% (\$360,000) (“NEO Performance RSU Target”)	<b>Company Relative TSR</b> Threshold – 25 <sup>th</sup> Percentile Target – 50 <sup>th</sup> Percentile Maximum – 75 <sup>th</sup> Percentile	<b>Three-Year Performance Period Ending 12/31/2023</b>
	<b>Performance RSU Payout Opportunity as % of NEO Performance RSU Target</b> Threshold – 50% (\$180,000) Target – 100% (\$360,000) Maximum – 150% (\$540,000)		

### 2021 Shareholder Engagement and Outreach

#### Most Recent Say-on-Pay Vote Results

At our 2021 annual meeting of shareholders (the “2021 Annual Meeting”), our shareholders expressed support for our executive compensation program with approximately **97.8%** of the votes cast in favor of our say-on-pay proposal approving NEO compensation for the year ended December 31, 2020. Our compensation decisions were informed by discussions in the second half of 2020 and first half of 2021 with our non-executive shareholders holding approximately **52.1%** of our outstanding shares. These discussions reinforced our belief that the changes we have adopted over the past several years were responsive to our shareholders’ feedback. See the section of this CD&A titled “— What Guides Our Program — Compensation Philosophy” and “— What Guides Our Program — How We Make Compensation Decisions — The Decision-Making Process” for a discussion of our guiding compensation principles beginning on [page 44](#) and [page 45](#), respectively.

Following our 2021 Annual Meeting, feedback on the compensation changes we enacted over the past several years was positive. We continued to reach out to our top 20 non-executive shareholders throughout 2021, representing an aggregate of **72.0%** of our outstanding shares of Common Stock as of December 31, 2021, to offer them one-on-one meetings where we discussed key topics, including our executive compensation program, equity compensation, disclosure, peer group selection, and environmental, social and governance-related topics. See the section of this CD&A titled “— What Guides Our Program — Compensation Philosophy” and “— What Guides Our Program — How We Make Compensation Decisions — Role of Peer Companies” for a discussion of our guiding compensation principles and our peer group beginning on [page 44](#) and [page 47](#), respectively.



## Compensation Governance Practices

Our executive compensation program is administered by our independent Compensation Committee. In addition to designing an executive compensation program that incentivizes long-term value creation, our program is contingent on achieving specific financial goals, and our compensation practices include a number of key features highlighted below:

- ✓ Pay-for-performance — with approximately 86.7% of compensation at-risk for our CEO and 66.7% at-risk for our other NEOs in 2021.
- ✓ Appropriate balance between short-term and long-term pay.
- ✓ Robust stock ownership requirements: CEO (*5x annual cash base salary*) and other NEOs (*1x annual cash base salary*).
- ✓ No automatic acceleration of equity awards on a “Change in Control” (as defined in the applicable equity compensation plan).
- ✓ Anti-hedging and pledging policies.
- ✓ Robust clawback policy on incentive pay.
- ✓ Use of independent consultant to advise Compensation Committee.

## What Guides Our Program

### Compensation Philosophy

Our Compensation Committee strongly believes that NEO compensation — both pay opportunities and pay realized — should be linked with the Company’s operational performance and the creation of shareholder value. Our Compensation Committee designs our executive compensation program to accomplish our goals of:

- **ATTRACTING** executive officer candidates with competitive compensation opportunities that are appropriate for our business, size and geographic diversity.
- **MAINTAINING** continuity of executive management by delivering opportunities for our NEOs to earn competitive compensation.
- Structuring our executive compensation program to **ALIGN THE INTERESTS** of our NEOs with those of our shareholders by encouraging solid corporate growth and the prudent management of risks and rewards.
- **BALANCING** the emphasis on short-term and long-term compensation opportunities, focusing on the attainment of financial and strategic goals that contribute to the creation of shareholder value.
- Placing a significant percentage of each NEO’s total compensation opportunity **AT-RISK** and subject to the attainment of financial- or market-based goals that drive or measure the creation of shareholder value.
- Paying for **PERFORMANCE**.
- Managing our executive compensation program for our non-CEO executives **CONSISTENTLY** among our participating NEOs.
- **LIMITING** perquisites and other non-performance-based entitlements.

## How We Make Compensation Decisions

### The Decision-Making Process

The below diagram illustrates the continuous process that is followed to establish our executive compensation program, which aligns our NEOs' interests with the interests of our shareholders by incentivizing shareholder value creation through challenging goals.

QUARTERLY	SECOND AND/OR THIRD QUARTERS	FOURTH QUARTER	FIRST QUARTER
<ul style="list-style-type: none"> <li>■ Management/Board of Directors review business strategy, Company performance and competitive environment</li> <li>■ Compensation Committee evaluates executive compensation financial performance metrics against Company financial results</li> </ul>	<ul style="list-style-type: none"> <li>■ Every other year, management recommends compensation peer group</li> <li>■ Every other year, Compensation Committee selects peer group with its independent compensation adviser</li> <li>■ Every other year, independent compensation adviser conducts a competitive market analysis of chief executive officer compensation of the applicable peer group companies and reviews and discusses with Compensation Committee</li> </ul>	<ul style="list-style-type: none"> <li>■ Management makes executive compensation program design and payment opportunity recommendations for upcoming year</li> <li>■ Compensation Committee develops or adopts changes to the annual executive compensation program with advice from its independent compensation adviser</li> </ul>	<ul style="list-style-type: none"> <li>■ Compensation Committee consults the Audit Committee to evaluate Company financial performance prior to formal announcement of year-end financial results</li> <li>■ Compensation Committee evaluates CEO individual performance</li> <li>■ CEO evaluates individual performance of other NEOs and advises Compensation Committee</li> <li>■ Compensation Committee establishes payments for applicable bonus year</li> <li>■ The Compensation Committee considers the latest competitive market analysis of chief executive officer compensation of the applicable peer group companies to inform CEO compensation decisions</li> <li>■ Management presents budget for upcoming fiscal year</li> <li>■ Compensation Committee finalizes executive compensation program design and payment opportunities for current fiscal year with advice from its independent compensation adviser</li> <li>■ Compensation Committee sets CEO annual individual performance goals</li> <li>■ CEO sets annual individual performance goals of other NEOs</li> </ul>

## Role of Compensation Committee

The Compensation Committee oversees the executive compensation program for our NEOs. The Compensation Committee is composed of independent, non-employee members of the Company's Board of Directors (the "Board"). The Compensation Committee works very closely with its independent advisers and management to examine the effectiveness of the Company's executive compensation program throughout the year. Details of the Committee's authority and responsibilities are specified in the Compensation Committee Charter, which may be accessed on the Company's website under "About FTI — Governance" and at <https://www.fticonsulting.com/~media/Files/us-files/our-firm/guidelines/charter-of-the-compensation-committee-of-the-board-of-directors.pdf>.

## Role of Management

The Compensation Committee and the Board solicit recommendations from our CEO and other officers regarding compensation matters, including the compensation of executive officers and key employees other than our CEO. They assist the Compensation Committee by providing information such as financial results, short-term and long-term business and financial plans, and strategic objectives, as well as their views on compensation programs and levels. Our CEO attended all Compensation Committee meetings held during 2021, other than meetings and executive sessions to which he was not invited. Our CEO did not participate in the Compensation Committee discussions regarding his individual performance and final annual compensation. Only members of the Compensation Committee vote on matters before that Committee.

## Role of the Compensation Advisers

Under the Compensation Committee Charter, the Compensation Committee is authorized to select, retain and direct the activities, and terminate the services, of compensation advisers, as well as approve fees and expenses of such advisers. During 2021, the Compensation Committee retained the services of Pearl Meyer & Partners, LLC ("Pearl Meyer") to provide advice to the Compensation Committee on certain executive compensation matters. In addition, during 2021, the Compensation Committee consulted Dechert LLP ("Dechert") on certain legal aspects of executive officer compensation. During 2021, the Compensation Committee requested advice on a variety of issues from Pearl Meyer, including our annual and long-term executive incentive compensation program structures and performance metrics, CEO pay-for-performance, non-employee director compensation, the voting policies of proxy advisers and the composition of our compensation peer group, as well as our say-on-pay proposal and other compensation disclosures included in our proxy statement for our 2021 Annual Meeting. Neither Pearl Meyer nor the Company provided any services to the other during 2021, apart from the advisory services provided by Pearl Meyer to the Compensation Committee. Dechert provided services to the Company as outside executive compensation counsel. In such capacity, Dechert advised the Company regarding general governance inquiries related to executive compensation matters, periodic securities law advice regarding equity grant practices, periodic tax advice relating to non-qualified deferred compensation pursuant to Section 409A of the U.S. Internal Revenue Code of 1986, as amended, and general advice regarding our say-on-pay proposal and other compensation disclosures in our proxy statement for our 2021 Annual Meeting. The Company routinely is engaged by Dechert to provide services to it or its clients in the ordinary course of our business. After consideration of the above factors, including any relationships with any Compensation Committee member or executive officer of the Company, if applicable, as well as information supplied by Pearl Meyer, including its independence letter, the Compensation Committee concluded that Pearl Meyer was independent and not subject to any conflicts of interest when providing services to the Compensation Committee. After considering Dechert's relationships with the Company and its subsidiaries, and Dechert's conflicts of interest policy and practices, the Compensation Committee concluded that Dechert is not independent, but determined that it offers unique, well-rounded perspectives on our executive officer compensation and other matters, and the advice it provides is aligned with the interests of the Company. The Compensation Committee currently intends to continue to consult with Pearl Meyer and applicable outside counsel on executive officer compensation and other matters from time to time. See the section titled "Information about the Board of Directors and Committees — Committees of the Board of Directors — Compensation Committee — Role of the Compensation Advisers" on [page 20](#) of this Proxy Statement for additional information regarding the Company's relationships with the Compensation Committee's advisers.

## Role of Peer Companies

The Compensation Committee periodically reviews various data sources to understand the competitive pay environment. One such data source is a custom peer group of publicly traded companies. In 2019, the Compensation Committee determined that the development of a peer group and the related competitive market analysis would occur every other year, as follows:

Peer Group Development and Pay Study Conducted During:	Informs NEO Pay Decisions with Respect to the Following Years:	Process and Outcome Disclosed in the Following Years:
2019	2020 and 2021	2021 and 2022
2021	2022 and 2023	2023 and 2024

No peer group review nor competitive market analysis was conducted during 2020 to inform 2021 compensation decisions. The Compensation Committee conducted a new peer group review and related market analysis in 2021 in order to inform CEO compensation opportunities for the years ending December 31, 2022 and December 31, 2023.

Accordingly, NEO pay decisions for 2021 continued to be supported by the peer group development in 2018 and competitive market analysis of chief executive officer compensation conducted in 2019. The following summarizes the peer group development process:

- consideration of ValueLine industry groupings, analyst coverage, market knowledge and companies FTI Consulting works alongside/competes with on M&A and restructuring engagements;
- companies that self-selected the Company as a peer;
- companies that ranked alongside the Company in third-party industry league tables; and
- companies that compete with the Company for talent.

The Head of Investor Relations also engaged with shareholders to solicit their feedback in the fall of 2020. Overall, shareholders expressed support for the selection process and the Company’s self-selected peer group that was adopted in 2019.

While developing the peer group, the Compensation Committee observed that many of the Company’s direct competitors were not publicly held and that there was limited or no compensation information available for them. As a result, FTI Consulting’s peer group (“Peer Companies”) generally consists of companies for which public information is available, that are part of the same or similar industry, that provide one or more of the same or similar services, or are similar in size or scope to the Company’s global operations. In addition to these general criteria, the Compensation Committee selected the Peer Companies based on organizations that meet one or more of the following principles:

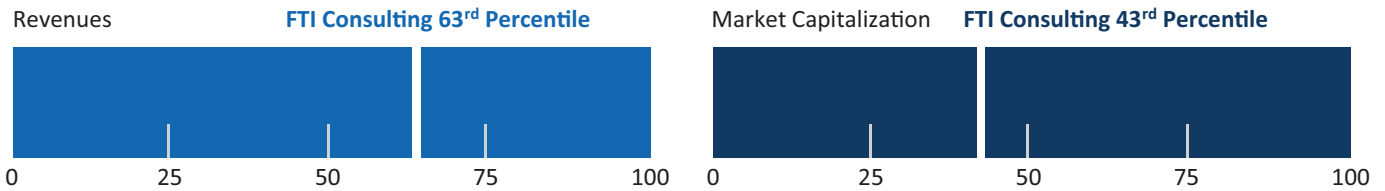
- publicly traded companies listed on a U.S. stock exchange;
- companies in the specialty consulting sector;
- companies that compete with or work alongside the Company on restructuring and M&A engagements; and
- companies that compete with the Company for talent.

Based on the above-mentioned pay group developed in 2018, competitive market analysis conducted in 2019 and key principles, the Company self-selected the following companies, which collectively represent the Peer Companies used to develop the competitive market analysis in 2019 that was used to inform 2021 compensation decisions:

Affiliated Managers Group, Inc.	Greenhill & Co., Inc.	Moelis & Co.
Artisan Partners Asset Management Inc.	Houlihan Lokey, Inc.	Navigant Consulting, Inc.
CRA International, Inc.	Huron Consulting Group, Inc.	Oppenheimer Holdings, Inc.
Eaton Vance Corp.	Invesco Ltd.	Piper Jaffray Cos.
Evercore Inc.	Lazard Ltd.	PJT Partners, Inc.
Franklin Resources, Inc.	Legg Mason, Inc.	Stifel Financial Corp.
		T. Rowe Price Group, Inc.

The below chart ranks the Company as compared with the Peer Companies as a group selected in 2018 (the “2018 Peer Group”) by revenues and market capitalization as of December 31, 2018 (the year in which the 2018 Peer Group was developed).

**FTI Consulting vs. 2018 Peer Group <sup>(1)</sup>**



<sup>(1)</sup> Reflects trailing 12-month revenues as of December 31, 2018 (the year in which the 2018 Peer Group was developed).

The Compensation Committee will continue to use a variety of sources, including compensation surveys and Peer Company data, to establish market practices and will consider these data when assessing the competitiveness of the Company’s executive compensation. Although the type of review may change over time, the Compensation Committee generally reviews salaries, annual incentives, long-term incentives, incentive designs, severance practices, change in control practices, employment contract provisions and other pay features as needed to assess the Company’s pay programs and ensure they support the Company’s strategic objectives and remain competitive with the market.

When setting 2021 CEO compensation, the Compensation Committee continued to reference the 2019 study results, which included the findings that the elements of our executive compensation program were substantially consistent with those offered by such peers. Our CEO’s total compensation for 2021 ranked between the 25<sup>th</sup> and 50<sup>th</sup> percentiles as compared with that group.

The Compensation Committee did not rely solely on data from the competitive market analysis of the 2018 Peer Group that was performed in 2019 to establish the compensation for our NEOs. Furthermore, the Compensation Committee does not target a specific competitive position versus the market in determining the compensation of our NEOs. The Compensation Committee believes that, because of the Company’s diverse mix of services, strictly benchmarking against the 2018 Peer Group would not provide a meaningful basis for establishing compensation. While the Compensation Committee believes the data from the competitive market analysis of the 2018 Peer Group that was performed in 2019 is helpful in assessing our competitive position, it also referred to other sources, including public compensation data for other potential competitors for executive talent.

The Compensation Committee will continue to periodically consider the executive compensation information of its self-selected peer companies, as well as competitor pay, alongside our pay-for-performance and long-term value creation objectives, in determining the compensation for our executive officers that best aligns compensation and shareholder interests in the future.

## 2021 Executive Compensation Program

### Components of Compensation

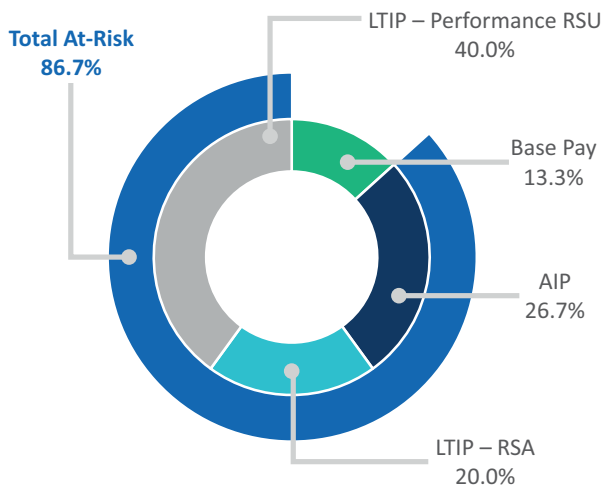
Our executive compensation program is comprised of three primary elements: annual base salary, AIP and LTIP. Each element is structured to complement one another and establish a balanced pay-for-performance structure, which aligns with our pay-for-performance compensation philosophy:

	PAY COMPONENT	RATIONALE
Annual	Base Salary	<ul style="list-style-type: none"> <li>Attracts and retains qualified talent</li> <li>Fairly compensates the executive based on experience, skills, responsibilities and abilities</li> <li>Provides only fixed source of cash compensation</li> </ul>
		AIP Opportunity
	Long-Term	Performance RSU Opportunity
RSA		<ul style="list-style-type: none"> <li>Aligns interest of the executive with those of shareholders and provides a direct link to growth in shareholder value</li> <li>Three-year vesting period supports our leadership retention/stability objectives</li> </ul>

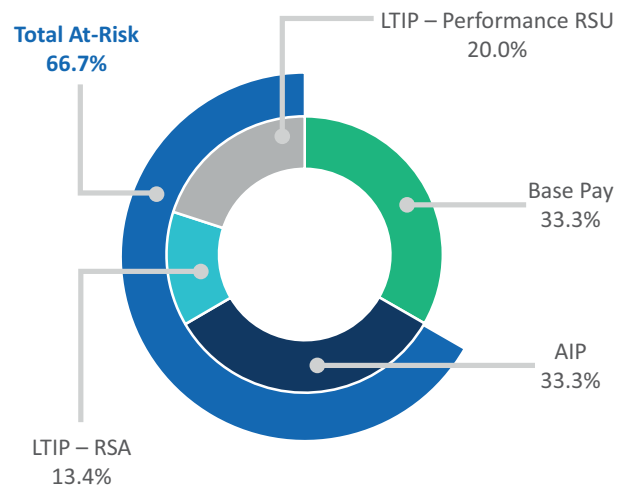
### 2021 Compensation Mix

Executive compensation is strongly linked to the financial and operational performance, as well as the stock performance, of the Company. The charts below describe the mix of 2021 target compensation and illustrate that our 2021 executive compensation program balances fixed and at-risk pay, with 86.7% of our CEO's target annual total compensation at-risk and 66.7% of our other NEOs' target annual total compensation at-risk.

#### 2021 CEO's Compensation at Target



#### 2021 Other NEOs' Compensation at Target



## 2021 Pay Outcomes

### Annual Cash Base Salary

Generally, the Compensation Committee considers annual cash base salary adjustments for the NEOs on a biannual basis. Each NEO is paid an annual cash base salary in order to fairly compensate the executive based on his or her experience, skills, responsibilities and abilities. The Compensation Committee did not adjust annual cash base salaries of the NEOs in 2021. See the section titled “Information about Our Executive Officers and Compensation — Summary Compensation Table” beginning on [page 66](#) of this Proxy Statement for additional information regarding our CEO’s and other NEOs’ annual cash base salaries and other compensation for the year ended December 31, 2021.

### 2021 Annual Incentive Pay

#### Program Design

Our 2021 AIP is an annual incentive program, which rewards our NEOs for achieving key annual non-GAAP financial metrics and individual performance objectives. The metrics and targets that the Compensation Committee selected for 2021 tie directly to our operational and strategic goals. The objectives and rationale for selecting the AIP performance metrics for the year ended December 31, 2021 were as follows:

#### AIP PROGRAM DESIGN — CEO

PERFORMANCE METRICS	OPERATIONAL OR STRATEGIC OBJECTIVES	RATIONALE FOR USING PERFORMANCE METRIC	% OF TOTAL AIP OPPORTUNITY BASED ON PERFORMANCE METRICS	TARGET AIP OPPORTUNITY AS % OF ANNUAL CASH BASE SALARY
<b>Adjusted EBITDA</b>	Deliver Adjusted EBITDA growth	Measures the Company’s operating performance, excluding the impact of certain items	37.5%	
<b>Adjusted EPS</b>	Deliver Adjusted EPS growth	Measures the Company’s ability to generate income per share, excluding the impact of certain items, which is indicative of shareholder value	37.5%	200.0%
<b>Individual Performance</b>	Incentivize executives to achieve preestablished short-term and long-term strategic and business objectives	Measures CEO success	25.0%	

#### AIP PROGRAM DESIGN — OTHER NEOs

PERFORMANCE METRICS	OPERATIONAL OR STRATEGIC OBJECTIVES	RATIONALE FOR USING PERFORMANCE METRIC	% OF TOTAL AIP OPPORTUNITY BASED ON PERFORMANCE METRICS	TARGET AIP OPPORTUNITY AS % OF ANNUAL CASH BASE SALARY
<b>Adjusted EBITDA</b>	Deliver Adjusted EBITDA growth	Measures the Company’s operating performance, excluding the impact of certain items	33.3%	
<b>Adjusted EPS</b>	Deliver Adjusted EPS growth	Measures the Company’s ability to generate income per share, excluding the impact of certain items, which is indicative of shareholder value	33.3%	100.0%
<b>Individual Performance</b>	Incentivize executives to achieve preestablished short-term and long-term strategic and business objectives	Measures individual NEO success	33.4%	

## Process and Setting of 2021 AIP Financial and Individual Performance Metrics

During the first quarter of 2021, the Compensation Committee set the targets for each of the financial metrics and outlined the key individual performance goals for our CEO for the 2021 bonus year. For other NEOs, the CEO established their individual performance goals in consultation with them with the direction of the Compensation Committee.

The financial metrics were set taking into account the Company's strategic initiatives, historical financial performance, internal budgeting for the relevant year, external guidance and expected market conditions.

### *Financial Metrics*

During the first quarter of 2021, the Compensation Committee set the targets for the financial metrics of Adjusted EBITDA and Adjusted EPS and outlined the key individual performance goals for our CEO for the 2021 bonus year. For other NEOs, the CEO established their individual performance goals in consultation with them with the direction of the Compensation Committee. The financial metrics were set taking into account the Company's strategic initiatives, historical financial performance, internal budgeting for the relevant year, external guidance and expected market conditions. During 2021 and when awarding AIP in 2022, the Compensation Committee did not modify the financial metrics established in February 2021 for the impact of the COVID-19 pandemic on the Company. See [Appendix B](#) for the definitions of Adjusted EBITDA and Adjusted EPS, non-GAAP financial measures used for determining 2021 AIP, and the reconciliations of such non-GAAP financial measures to the most directly comparable GAAP financial measures. The Compensation Committee did not exercise its discretion to further adjust the Adjusted EBITDA and Adjusted EPS performance metrics for purposes of financial reporting purposes defined in [Appendix A](#) to determine 2021 AIP. The Compensation Committee believes that the financial metrics and AIP opportunities set by the Compensation for 2021 AIP focused the NEOs' attention on factors that drive business growth and shareholder value during a challenging business environment.

The 2021 target for Adjusted EBITDA of \$345.3 million was set above the actual Adjusted EBITDA of \$332.3 million reported by the Company for the year ended December 31, 2020 and was set at the same time as the 2021 target for Adjusted EPS. The threshold and maximum Adjusted EBITDA metrics were set at 20% below and above the target at \$276.2 million and \$414.4 million, respectively.

The 2021 target for Adjusted EPS of \$6.15 was set above the actual Adjusted EPS of \$5.99 reported by the Company for the year ended December 31, 2020. The 2021 target for Adjusted EPS was established at the midpoint of the external guidance range announced by the Company on February 25, 2021. The threshold and maximum Adjusted EPS metrics were set at 20% below and above the target at \$4.92 and \$7.38, respectively.

For purposes of determining 2021 AIP, the financial metrics of Adjusted EBITDA and Adjusted EPS are defined consistently with the definitions of similarly titled financial measures that are considered non-GAAP reported in the Company's annual report on Form 10-K filed with the SEC for the year ended December 31, 2021, subject to further adjustments as follows:

- We define Adjusted EBITDA, a non-GAAP financial measure, as consolidated net income before income tax provision, other non-operating income (expense), depreciation, amortization of intangible assets, remeasurement of acquisition-related contingent consideration, special charges, goodwill impairment charges, gain or loss on sale of a business and losses on early extinguishment of debt, subject to further adjustments, in the sole discretion of the Compensation Committee, to: (1) exclude operating results including costs and expenses of operations (including minority interest) discontinued, sold or acquired; (2) exclude impact of foreign exchange rates different than budget (i.e. – constant currency costs); (3) exclude expenses related to financing activity and gains or losses related to financing activity; (4) exclude unplanned severance costs; and (5) exclude litigation settlements and costs.
- We define Adjusted EPS, a non-GAAP financial measure, as earnings per diluted share, excluding the impact of remeasurement of acquisition-related contingent consideration, special charges, goodwill impairment charges, losses on early extinguishment of debt, non-cash interest expense on convertible notes and the gain or loss on sale of a business, subject to further adjustments, in the sole discretion of the Compensation Committee, to: (1) exclude operating results including costs and expenses of operations (including minority interest) discontinued, sold or acquired; (2) exclude impact of foreign exchange rates different than budget (i.e. – constant currency costs); (3) exclude expenses related to financing activity and gains or losses related to financing activity; (4) exclude unplanned severance costs; (5) exclude litigation settlements and costs; (6) exclude any gain or loss reflected in the Company's Consolidated Statement of Income as a result of any sale or other disposition of any business or business segment of the Company in part or in its entirety completed in 2021, to the extent that such gain or loss is not already excluded from Adjusted EPS; and (7) include, in the event of a sale or disposition of part of any business or business



segment of the Company completed in 2021, the minority interest of such business or business segment subsequent to the closing of the sale or disposition. In the event of any sale or other disposition of any business or business segment of the Company in its entirety completed in 2021, the Adjusted EPS performance metrics may be reduced by an amount equal to the budgeted operating income for such business or business segment for the portion of 2021 subsequent to the closing of such transaction.

At the time the Company's initial full-year guidance was provided on February 25, 2021, the 2021 AIP financial performance metrics set by the Compensation Committee were informed by:

- **An expectation that restructuring activity would continue to be subdued in terms of new defaults.** The expectation for a decline in revenues in our Restructuring practice within our Corporate Finance & Restructuring ("Corporate Finance") segment, which is our highest-margin business, would be driven by the continued government stimulus and the extension of restructuring moratoriums in multiple countries across the globe.
- **A continuation of strong M&A activity.** The expectation for a continuation of a robust M&A market, which drives demand for M&A-related antitrust services in our Economic Consulting segment, "Second Request" services in our Technology segment and our Transactions services in our Corporate Finance segment.
- **A continuation of recovery in our Forensic & Litigation Consulting ("FLC") segment.** The expectation that COVID-19 pandemic-related court closures and litigation and governmental proceeding delays, as well as travel restrictions, would continue to abate, supporting the recovery of our FLC segment in 2021, which was the segment most negatively impacted in 2020 by COVID-19-related court closures and travel restrictions.
- **An expectation for a higher effective tax rate in 2021.** At the time of the initial announcement of full-year guidance on February 25, 2021, the Company expected our full year 2021 tax rate to range between 23.0% and 26.0%, which compared with 19.7% in 2020.

#### *Individual Performance Metrics*

For 2021 AIP, 25% of the CEO's 2021 AIP was contingent upon achieving individual performance goals specific to the CEO, and one-third of the other NEOs' 2021 AIP was contingent upon achieving individual performance goals specific to such NEO. For the CEO, these goals were established by the Compensation Committee in February 2021 and communicated to him. For all other NEOs, the CEO established the goals with review and input from the respective NEO with the direction of the Compensation Committee. At the end of 2021, the CEO assessed the performance of each NEO and presented his recommendations on the NEO's individual performance to the Compensation Committee in the first quarter of 2022 for approval. The CEO's performance is assessed exclusively by the Compensation Committee. As part of the assessment of the individual performance portion of the 2021 AIP, the Compensation Committee has the authority to reduce the actual amount payable to the CEO and each other NEO under their awards.

For 2021, the CEO and each other NEO were awarded 2021 AIP for individual performance at 150% of target. These awards are reflective of both the Company's financial performance in 2021 and the CEO's and other NEOs' tangible evidence of accomplishing individual performance goals notwithstanding the challenging business environment. The 2021 performance assessments — noting both 2021 goals and achievements for the CEO and each other NEO — are detailed on the following pages:

## STEVEN H. GUNBY'S INDIVIDUAL PERFORMANCE HIGHLIGHTS

2021 GOALS	2021 ACCOMPLISHMENTS
<p><b>Refine and extend go-forward strategy, including growth beyond core</b></p>	<ul style="list-style-type: none"> <li>■ Delivered 12.8% revenue growth, resulting in record revenues.</li> <li>■ Delivered record revenues in the Corporate Finance &amp; Restructuring, Economic Consulting, Technology and Strategic Communications business segments supported by multi-year investments to enhance core positions and geographic footprint.</li> <li>■ Aggressively invested in senior lateral talent in key adjacencies, regardless of the short-term impacts of the COVID-19 pandemic on certain segments or practices, e.g., restructuring, health solutions, data &amp; analytics, digital forensics &amp; investigations, public affairs, and business transformation and transactions.</li> <li>■ Participated in the negotiation, documentation, closing and integration of acquisitions.</li> <li>■ Revenues outside of the U.S. increased 16.5% compared with 2020, driven by record revenues in the Europe, the Middle East and Africa and Asia Pacific regions.</li> <li>■ Continued to invest in growing the Company outside of the U.S., with 53% of Senior Managing Director hires in 2021 based outside of the U.S.</li> <li>■ Hired a record number of Managing Directors in 2021, with Managing Director headcount increasing 8.9% compared with 2020.</li> </ul>
<p><b>Continue trend of sustained year-over-year Adjusted EPS growth</b></p>	<ul style="list-style-type: none"> <li>■ Adjusted EPS growth of 12.9% compared with 2020, marking seven consecutive years of growth.</li> </ul>
<p><b>Foster an inclusive leadership culture with discipline and accountability</b></p>	<ul style="list-style-type: none"> <li>■ Published first-ever Human Capital Report and Corporate Sustainability Report, which introduced new ESG-related metrics, programs, policies and strategies to ensure robust disclosure and improved transparency.</li> <li>■ Held weekly Executive Committee updates on the pipeline of underrepresented minority (“URM”) lateral hire candidates at the Senior Managing Director and Managing Director levels.</li> <li>■ Integrated review of diversity initiatives implemented and progress made into quarterly strategy sessions with segment and regional leadership.</li> <li>■ Having reached goal of 100 female Senior Managing Directors by 2020, introduced goal to reach 165 female Senior Managing Directors by 2025 and made progress by increasing female Senior Managing Directors by 6.4% compared with 2020.</li> <li>■ Increased female employees in management positions (Manager level and above) by 15% in 2021 compared with 2020.</li> <li>■ Increased female employee representation globally from 40% in 2020 to 42% in 2021.</li> <li>■ Introduced goal to reach 120 URM Senior Managing Directors by 2025 and made progress by increasing URM Senior Managing Directors by 13% compared with 2020.</li> <li>■ Launched second class of Diverse Senior Director and Managing Director Mentorship Program to strengthen the development of business acumen and prepare URM Senior Director and Managing Director talent for leadership roles.</li> <li>■ Recognized as a Best Firm to Work For by <i>Consulting</i> magazine for the fourth consecutive year.</li> <li>■ Named a Great Place to Work-Certified™ company in the United States (“U.S.”) and the United Kingdom (“UK”).</li> </ul>

## STEVEN H. GUNBY'S INDIVIDUAL PERFORMANCE HIGHLIGHTS (CONTINUED)

2021 GOALS	2021 ACCOMPLISHMENTS
<p><b>Continue to drive effective use of cash</b></p>	<ul style="list-style-type: none"> <li>■ Returned \$46.1 million to shareholders, repurchasing 421,725 shares of Common Stock at an average price per share of \$109.37 in 2021 under the Board-approved stock repurchase program.</li> <li>■ Improved total debt, net of cash, position by \$199.5 million at December 31, 2021 compared with December 31, 2020.</li> </ul>
<p><b>Drive next generation of growth</b></p>	<ul style="list-style-type: none"> <li>■ Investments to build key adjacencies, e.g., business transformation &amp; transactions, non-M&amp;A-related antitrust, corporate reputation and health solutions supported record revenues, with practice revenues increasing 57.6%, 38.0%, 29.2% and 27.6%, respectively, compared with 2020.</li> <li>■ Investments to build underpenetrated geographies, e.g., the United Arab Emirates, France, Singapore, Belgium and Spain, supported record revenues, with country revenues increasing 83.7%, 43.9%, 27.4%, 20.4% and 16.4%, respectively, compared with 2020.</li> <li>■ Worked with business segment leaders to identify next set of investments and strategies to continue to move the Company forward.</li> <li>■ Identified and slated high-potential Managing Directors in Senior Managing Director promotion pipeline.</li> <li>■ Actively worked with key accounts management and business development teams to strengthen and centralize the Company's lead surfacing process, resulting in a more than doubling of revenues from key accounts compared with 2020.</li> <li>■ Led the process to develop top-down relationships with key contacts at law firms and corporates and participated in introductory meetings.</li> <li>■ Introduced commercial skills training for Senior Managing Directors and Managing Directors.</li> <li>■ Introduced commercial success and effectiveness and teaming ratings as part of the Senior Managing Director promotion process.</li> </ul>

## AJAY SABHERWAL'S INDIVIDUAL PERFORMANCE HIGHLIGHTS

2021 GOALS	2021 ACCOMPLISHMENTS
<p><b>Continue to drive cost-effectiveness and cash optimization</b></p>	<ul style="list-style-type: none"> <li>■ Selling, General &amp; Administrative (“SG&amp;A”) expenses as a percentage of revenues of 19.4% declined 400 basis points compared with 19.8% in 2020.</li> <li>■ Implemented tax strategies that resulted in both tax benefits and cash savings in 2021.</li> <li>■ Reduced bad debt as a percentage of revenues to 0.6% in 2021 from 0.8% in 2020.</li> <li>■ Days sales outstanding (“DSO”) of 94 at December 31, 2021 were reduced compared with 95 at December 31, 2020.</li> <li>■ Led internal procurement efficiency projects.</li> </ul>
<p><b>Execute effective capital allocation strategy</b></p>	<ul style="list-style-type: none"> <li>■ Returned \$46.1 million to shareholders, repurchasing 421,725 shares of Common Stock at an average price per share of \$109.37 in 2021 under the Board-approved stock repurchase program.</li> <li>■ Participated in the negotiation, documentation, closing and integration of acquisitions.</li> <li>■ Improved total debt, net of cash, position by \$199.5 million at December 31, 2021 compared with December 31, 2020.</li> </ul>
<p><b>Manage information technology excellence plan</b></p>	<ul style="list-style-type: none"> <li>■ Continued to lead virtualization of workforce with improved service response to ensure business continuity and high-quality client service in a mostly virtual work environment.</li> <li>■ Completed the global rollout of a new time entry system, improving functionality, efficiency and accuracy of time entry for professionals.</li> <li>■ Continued to lead the Company’s ERP implementation project, partnering with a cross-functional and cross-department project team.</li> <li>■ No known loss of data from cybersecurity breach incidents in 2021, supported by achieving remediation target and enhancing identification, detection and alerts, particularly in the remote work environment.</li> </ul>
<p><b>Ensure all financial statements filed with the Securities and Exchange Commission (the “SEC”) are accurate and timely</b></p>	<ul style="list-style-type: none"> <li>■ All SEC filings were timely filed in 2021.</li> <li>■ No significant deficiencies or material weaknesses reported for 2021.</li> </ul>
<p><b>Maintain and enhance relationships with investor community</b></p>	<ul style="list-style-type: none"> <li>■ Maintained regular contact and credibility with shareholders, contributing to the 97.8% support for the Company’s 2021 say-on-pay proposal.</li> <li>■ Attracted new high-quality active shareholders, who have built meaningful top 30 ownership positions.</li> <li>■ Participated in non-deal roadshows and conferences and hosted over 140 one-on-one meetings with current and potential investors.</li> </ul>

## PAUL LINTON'S INDIVIDUAL PERFORMANCE HIGHLIGHTS

2021 GOALS	2021 ACCOMPLISHMENTS
<p><b>Support business segments with revising strategies and driving prioritized initiatives</b></p>	<ul style="list-style-type: none"> <li>■ Continued to lead growth strategy development to focus Technology segment efforts to accelerate revenue and EBITDA growth.</li> <li>■ Completed strategic reviews for multiple segments' practices to identify growth opportunities and assess Total Addressable Market and teamed with Senior Managing Directors to develop, execute and track progress.</li> <li>■ Supported business segments navigating the evolving business landscape in light of COVID-19 pandemic, e.g., navigating travel restrictions, staying abreast of moratoriums and government restrictions.</li> <li>■ Supported business segments with M&amp;A due diligence and transaction processes.</li> <li>■ Led research and analysis initiative that led to the Company making a public commitment to achieving Net-Zero Greenhouse Gas (GHG) emissions by 2030.</li> </ul>
<p><b>Continue to build out and improve effectiveness of Core Operations teams and drive cost-effectiveness</b></p>	<ul style="list-style-type: none"> <li>■ Supported multi-year goal to reduce SG&amp;A as a percentage of revenues, moving from 19.8% in 2020 to 19.4% in 2021.</li> <li>■ Supported the creation of a roadmap for strategic transformation of core internal functions and services, e.g., Marketing, Business Development, Information Technology, Client Relationship Management, Learning Management and Onboarding.</li> </ul>
<p><b>Execute real estate projects and continue planning 2021/2022 projects</b></p>	<ul style="list-style-type: none"> <li>■ Maintained costs below real estate cost target of 4.0% of revenues that was communicated at our 2017 Investor Day.</li> <li>■ Implemented workplace models to accommodate the Company's 7.3% growth in total headcount in 2021, primarily through absorption in existing space.</li> <li>■ Continued to lead the development and implementation of response to our COVID-19 pandemic office safety cleaning and procedure protocols to support office operations where permitted.</li> <li>■ Delivered 20 real estate projects of varying size and scope in 2021.</li> <li>■ Delivered the design, build out and opening of the new office space at 1166 Avenue of the Americas in New York City, which consolidated two New York City office locations and improved the workplace environment for professionals while reducing the Company's environmental footprint.</li> <li>■ Completed a zero-waste decommissioning of the Company's two former New York City office locations.</li> <li>■ 1166 Avenue of the Americas office achieved FTI Consulting's first Fitwel certification, demonstrating the Company's commitment to occupant health and well-being.</li> <li>■ Continued to oversee the Company's sustainability dashboard platform to track global energy consumption data, which allowed FTI Consulting to publicly report on and disclose energy consumption data in accordance with industry standards.</li> </ul>

## CURTIS P. LU'S INDIVIDUAL PERFORMANCE HIGHLIGHTS

2021 GOALS	2021 ACCOMPLISHMENTS
<b>Manage litigation and claims</b>	<ul style="list-style-type: none"> <li>■ Protected the FTI Consulting brand by effectively overseeing claims, managing litigation and mitigating firm-wide risks.</li> <li>■ Safeguarded human capital commitments through the enforcement of employment contracts.</li> </ul>
<b>Support M&amp;A goals to help ensure value-added and accretive acquisitions</b>	<ul style="list-style-type: none"> <li>■ Participated in the negotiation, documentation, closing and integration of acquisitions.</li> <li>■ Supported due diligence activities to ensure internal M&amp;A processes are followed.</li> </ul>
<b>Manage and mitigate legal, compliance and regulatory risk</b>	<ul style="list-style-type: none"> <li>■ Compliance department co-chairs the firm's Global COVID-19 Taskforce, consisting of key stakeholders across the Legal, Information Technology, Human Resources, Communications and Real Estate departments to keep our professionals both safe and informed. A key accomplishment in 2021 was the design and rollout of the Company's mandatory vaccination program in the U.S.</li> <li>■ Continued to enhance the structure and resourcing of Legal and Conflicts departments to support global 24/7 service to FTI Consulting professionals.</li> <li>■ Managed complex conflict issues, ensuring the Company's clearance and disclosure processes are consistently followed.</li> <li>■ Managed and directed compliance with applicable laws, rules and regulations in the U.S., European Union and globally, including privacy laws, sanctions compliance, anti-money laundering, market abuse, and other financial and applicable rules and regulations.</li> <li>■ Led internal audit efforts and realigned the function to support audit planning through remote work environments.</li> </ul>
<b>Support FTI Consulting in giving back to our communities and foster a culture of diversity, inclusion &amp; belonging</b>	<ul style="list-style-type: none"> <li>■ Continued to lead a global, cross-segment Pro Bono Advisory Committee consisting of senior leaders across the firm to guide program strategy.</li> <li>■ Oversaw more than 70 pro bono engagements in 2021, with a particular focus on partnering with organizations that have a mission to advance diversity, inclusion and justice in the communities in which FTI Consulting does business.</li> <li>■ Collaborated with clients and partners in the legal community on impactful pro bono engagements totaling more than \$4.3 million of pro bono services in 2021, doubling pro bono services provided compared with 2020.</li> </ul>

## HOLLY PAUL'S INDIVIDUAL PERFORMANCE HIGHLIGHTS

2021 GOALS	2021 ACCOMPLISHMENTS
<p><b>Focus on disseminating core company culture attributes</b></p>	<ul style="list-style-type: none"> <li>■ Recognized as a Best Firm to Work For by <i>Consulting</i> magazine for the fourth consecutive year.</li> <li>■ Named a Great Place to Work-Certified™ company in the U.S. and UK.</li> <li>■ Published first-ever Human Capital Report and Corporate Sustainability Report.</li> <li>■ Delivered second global Senior Managing Director meeting virtually, further enhancing consistent culture while working remotely.</li> <li>■ Twenty-eight percent of employees participated in FTI's Corporate Citizenship Program in 2021, with professionals volunteering more than 5,400 hours to support over 1,200 charitable organizations.</li> <li>■ Oversaw the execution of the Company's eighth annual FTI Awards program, which recognized more than 270 professionals globally.</li> <li>■ Delivered successful culture building programs, including milestone programs, new Consultant orientation and Senior Managing Director readiness programs.</li> <li>■ Continued to co-lead the Global COVID-19 Taskforce and maintained rapid adoption and management of employees' and clients' needs in response to the COVID-19 pandemic.</li> </ul>
<p><b>Commit to strategic talent planning and enhanced recruiting to drive organic growth</b></p>	<ul style="list-style-type: none"> <li>■ Hired a record number of people in 2021, increasing firm-wide hires by 19.5% compared with 2020, and growing total headcount by 7.3%.</li> <li>■ Achieved overall candidate acceptance rate of 83%.</li> <li>■ Led the integration of the Rhodes Group personnel, who joined the Company during the second quarter of 2021, including onboarding 40 billable professionals.</li> <li>■ Led structured succession planning process for the Company's Executive Committee and key segment, regional and practice leaders.</li> <li>■ Maintained three-year Senior Managing Director promotion pipelines for every segment and region.</li> <li>■ Launched virtual Senior Managing Director Orientation Program to assimilate newly promoted and hired Senior Managing Directors to FTI Consulting, with dialogue and conversations with key Company leaders.</li> <li>■ Launched e-skills assessment platform for experienced hires globally and created customized assessment packages for each business segment to ensure all candidates are assessed against consistent criteria.</li> </ul>

## HOLLY PAUL'S INDIVIDUAL PERFORMANCE HIGHLIGHTS (CONTINUED)

2021 GOALS	2021 ACCOMPLISHMENTS
<p><b>Foster diversity, inclusion &amp; belonging</b></p>	<ul style="list-style-type: none"> <li>■ Increased female Senior Managing Directors by 6% in 2021 compared with 2020.</li> <li>■ Increased female employees in management positions (Manager level and above) by 15% in 2021 compared with 2020.</li> <li>■ Increased female employee representation globally from 40% in 2020 to 42% in 2021.</li> <li>■ Increased URM Senior Managing Directors by 13% in 2021 compared with 2020.</li> <li>■ Increased hiring of Black professionals by 40% in the U.S. in 2021 compared with 2020.</li> <li>■ Increased hiring of Asian professionals in the U.S. and the UK by 7% and 16%, respectively, compared with 2020.</li> <li>■ Increased experienced hire female offers accepted by 11% compared with 2020.</li> <li>■ Extended our 50/50 gender balanced hiring target for campus and graduate hires to include Consultant and Senior Consultant levels in 2021.</li> <li>■ Piloted the Diverse Leaders Rotational Program, a one-year program designed to attract top diverse talent at the experienced-hire Consultant level, with 15 participants.</li> <li>■ Achieved over 69% participation of employees at the Manager level and above in the Managing &amp; Leading Inclusive Teams training, compared with 60% in 2020.</li> <li>■ Expanded FTI Consulting's diversity, inclusion &amp; belonging training catalog to include two new offerings: Microaggressions and Unconscious Bias.</li> <li>■ Managed key diversity campaigns, including Black History Month, Dr. Martin Luther King Jr. Day, Juneteenth, International Woman's Day, LGBTQ+ Pride Month, International Day of Persons with Disabilities, Hispanic Heritage Month, Women's Equality Day, Veterans Day and Pink Pride Friday, which were promoted to external and internal audiences.</li> <li>■ Hosted numerous speaker events designed to engage FTI Consulting employees and clients in diversity and inclusion dialogue.</li> <li>■ Launched "Crucial Conversations," an internal series that builds upon the knowledge and awareness of crucial diversity, inclusion and belonging topics in order to impact employees' interactions with peers, colleagues, clients and society more broadly.</li> <li>■ Launched FTI WIN Drive, a leadership development experience for female employees at the Senior Director level and above, which aims to drive business performance through female leadership.</li> </ul>
<p><b>Develop and train our people for high performance to better serve our clients</b></p>	<ul style="list-style-type: none"> <li>■ Achieved a record number of promotions at all levels across the Company in 2021, increasing promotions by 14.7% compared with 2020.</li> <li>■ Offered key programs in business development for over 1,250 client-facing professionals in 2021.</li> <li>■ Employees reported an 88% satisfaction rating for talent development courses taken in 2021.</li> <li>■ Increased eLearning training hours logged by employees by 106% compared with 2020.</li> <li>■ Average annual training hours per employee of 13.1 hours in 2021.</li> <li>■ Sixty-five percent of Senior Managing Directors and Managing Directors received feedback through the 360 Feedback Program in 2021.</li> <li>■ More than 920 professionals were selected for and completed leadership training programs in 2021, compared with 895 professionals in 2020.</li> </ul>



## 2021 Annual Incentive Payout Amounts

The tables below sets forth the 2021 AIP paid out to the CEO and each other NEO based on the achievement of Adjusted EBITDA, Adjusted EPS and individual performance goals:

CEO	Adjusted EBITDA * <sup>(1)</sup> Payout as % of Target (37.5% of Total AIP Opportunity)			Adjusted EPS <sup>(1)</sup> Payout as % of Target (37.5% of Total AIP Opportunity)			Individual Performance Payout as % of Target (25.0% of Total AIP Opportunity)			Total Target Incentive Opportunity	2021 Earned AIP <sup>(2) (3)</sup>	2021 AIP Payout
	Threshold \$276.2 M	Target \$345.3 M	Maximum \$414.4 M	Threshold \$4.92	Target \$6.15	Maximum \$7.38	Threshold \$250,000	Target \$500,000	Maximum \$750,000	(\$)	(\$)	(% of Target)
Steven H. Gunby	50	100	150	50	100	150	50	100	150	2,000,000	2,483,190	124

Other NEOs	Adjusted EBITDA * <sup>(1)</sup> Payout as % of Target (33.3% of Total AIP Opportunity)			Adjusted EPS <sup>(1)</sup> Payout as % of Target (33.3% of Total AIP Opportunity)			Individual Performance Payout as % of Target (33.4% of Total AIP Opportunity)			Total Target Incentive Opportunity	2021 Earned AIP <sup>(2) (3)</sup>	2021 AIP Payout
	Threshold \$276.2 M	Target \$345.3 M	Maximum \$414.4 M	Threshold \$4.92	Target \$6.15	Maximum \$7.38	Threshold \$100,000	Target \$200,000	Maximum \$300,000	(\$)	(\$)	(% of Target)
Ajay Sabherwal	50	100	150	50	100	150	50	100	150	600,000	762,183	127
Paul Linton	50	100	150	50	100	150	50	100	150	600,000	762,183	127
Curtis P. Lu	50	100	150	50	100	150	50	100	150	600,000	762,183	127
Holly Paul	50	100	150	50	100	150	50	100	150	600,000	762,183	127

\* For purposes of the above tables, "M" = millions.

<sup>(1)</sup> See [Appendix A](#) for the definitions of Adjusted EBITDA, Adjusted EPS and other non-GAAP financial measures used for financial reporting purposes referred to in this CD&A and the reconciliations of non-GAAP financial measures to the most directly comparable GAAP financial measures. See "— Process and Setting of 2021 AIP Financial and Individual Performance Metrics — Financial Metrics" beginning on [page 51](#) and [Appendix B](#) for the definitions of similarly-named non-GAAP financial measures used for determining 2021 AIP, and [Appendix B](#) for the reconciliations of such non-GAAP financial measures to the most directly comparable GAAP financial measures. The Compensation Committee did not exercise its discretion to further adjust the Adjusted EBITDA and Adjusted EPS performance metrics for financial reporting purposes defined in [Appendix A](#) to determine 2021 AIP.

<sup>(2)</sup> The Compensation Committee approved actual Adjusted EBITDA and Adjusted EPS for the year ended December 31, 2021 of \$354.0 million, or 125.2% of target, and \$6.76, or 109.9% of target, respectively, and CEO and each other NEO individual performance of 150% of target.

<sup>(3)</sup> Mr. Gunby's 2021 AIP was paid 75% in cash and 25% in the form of a RSA granted on March 9, 2022, which will vest on March 9, 2023, the first anniversary of the date of grant. The other NEOs' 2021 AIP was paid 100% in cash.

## Annual Long-Term Incentive Pay

The annual LTIP opportunity is intended to incentivize strong financial performance over a three-year period aligning NEOs' interests with those of our shareholders. Additionally, the LTIP acts as a retention tool by providing the executives with equity ownership that vests or is earned over multiple years. For 2021, LTIP grants were awarded in the form of Performance RSUs and time-based RSAs. In the case of our CEO, Performance RSUs represented 66.67% and RSAs represented 33.33% of the total LTIP opportunity. In the case of our other NEOs, Performance RSUs represented 60% and RSAs represented 40% of the total LTIP opportunity. For 2021, our CEO's total target LTIP opportunity was four and one-half times (4.5x) annual base salary to incentivize and reward sustained Relative TSR growth over the applicable three-year period. The total target LTIP opportunity of each of our other NEOs was one times (1.0x) annual base salary.

## 2021 LTIP Awards

Performance RSUs for 2021 are earned based on Relative TSR for the three-year period beginning January 1, 2021 and ending December 31, 2024 as set forth below. Linear interpolation will be applied for performance between payout levels.

% OF TARGET SHARES GRANTED	RELATIVE TSR PERFORMANCE PERCENTILE	RELATIVE TSR PERFORMANCE PERCENTILE
	CEO	OTHER NEOs
Threshold – 50%	25 <sup>th</sup>	25 <sup>th</sup>
Target – 100%	55 <sup>th</sup>	50 <sup>th</sup>
Maximum – 150%	80 <sup>th</sup>	75 <sup>th</sup>

The CEO and other NEOs were awarded the following 2021 LTIP:

NAME	2021 PERFORMANCE RSUS <sup>(1)</sup>			2021 RSAS
	THRESHOLD (50%)	TARGET (100%)	MAXIMUM (150%)	
<b>Steven H. Gunby</b>				
<i>Number of LTIP Awards</i>	10,892	21,784	32,677	11,928
<i>Grant Date Fair Value</i>	\$1,500,000	\$3,000,000	\$4,500,000	\$1,500,000
<b>Ajay Sabherwal</b>				
<i>Number of LTIP Awards</i>	1,277	2,555	3,833	1,908
<i>Grant Date Fair Value</i>	\$180,000	\$360,000	\$540,000	\$240,000
<b>Paul Linton</b>				
<i>Number of LTIP Awards</i>	1,277	2,555	3,833	1,908
<i>Grant Date Fair Value</i>	\$180,000	\$360,000	\$540,000	\$240,000
<b>Curtis P. Lu</b>				
<i>Number of LTIP Awards</i>	1,277	2,555	3,833	1,908
<i>Grant Date Fair Value</i>	\$180,000	\$360,000	\$540,000	\$240,000
<b>Holly Paul</b>				
<i>Number of LTIP Awards</i>	1,277	2,555	3,833	1,908
<i>Grant Date Fair Value</i>	\$180,000	\$360,000	\$540,000	\$240,000

<sup>(1)</sup> See “Part II, Item 8, Financial Statements and Supplementary Data — Notes to Consolidated Financial Statements — Note 1 — Description of Business and Summary of Significant Accounting Policies — Share-Based Compensation and Note 7 — Share-Based Compensation” of the Annual Report on Form 10-K for the year ended December 31, 2021 for a discussion of the Monte Carlo simulation technique used to determine the number of Performance RSUs subject to the performance-based LTIP awards.

#### Performance of 2019 LTIP Awards Measured as of December 31, 2021

The performance measurement period for the LTIP awards based on Relative TSR performance granted in 2019 (“2019 LTIP”) began on January 1, 2019 and ended on December 31, 2021 (the “2019 LTIP Awards”). For the measurement period, FTI Consulting achieved Relative TSR at the 83<sup>rd</sup> percentile resulting in our CEO and other NEOs earning the maximum number of shares of Common Stock at 150% of target. The following table sets forth the number of shares of Common Stock earned by the NEOs under the 2019 LTIP Awards, certified as final by the Compensation Committee on February 18, 2022:

NAME	PAYOUT PERCENTAGE OF TARGET AS OF DECEMBER 31, 2021	PAYOUT METHOD (# OF COMMON SHARES)
<b>Steven H. Gunby</b>	150%	50,184
<b>Ajay Sabherwal</b>	150%	6,092
<b>Paul Linton</b>	150%	6,092
<b>Curtis P. Lu</b>	150%	6,092
<b>Holly Paul</b>	150%	6,092

#### Other Programs, Policies and Guidelines

##### Executive Officer Equity Ownership

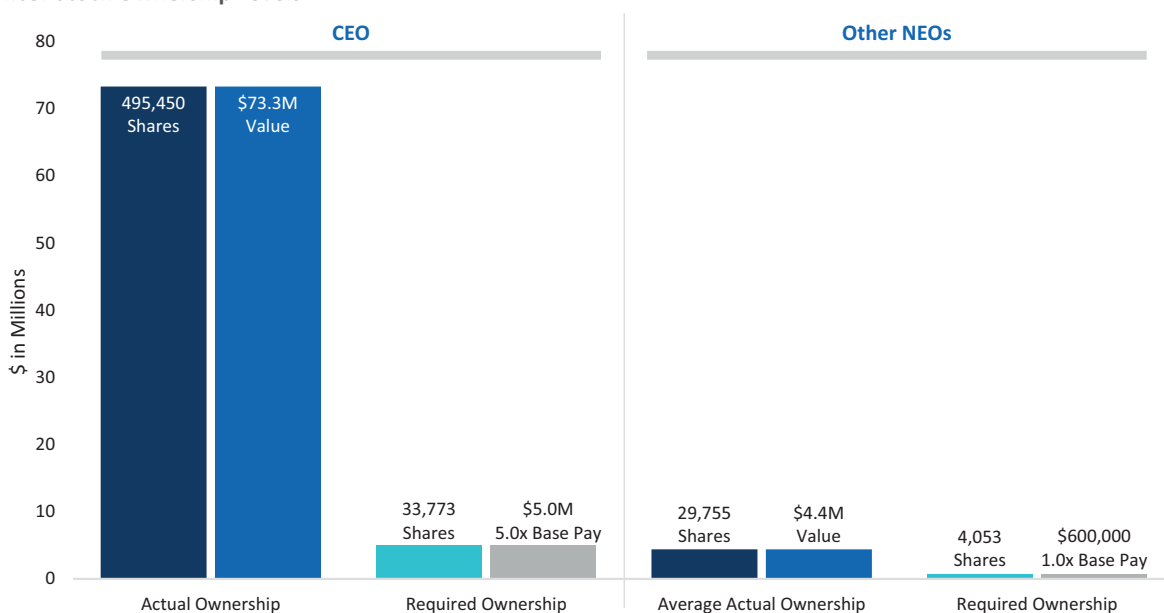
Our Policy on Executive Officer Equity Ownership demonstrates our continuing commitment to shareholder values and is an important method to immediately align management and shareholder interests. Our CEO must attain an investment level in Company equity equal to at least five times (5.0x) his annual cash base salary. The Company’s other NEOs must attain an investment level in Company equity equal to at least one times (1.0x) his or her annual cash base salary. The officers must attain that ownership level within three years from his or her hire date or the date he or she advances to a new required ownership level. Sales and transfers of Company shares held by a covered officer will be restricted if he or she does not attain or maintain the applicable equity ownership investment level at the applicable time,

except (i) as necessary to exercise a stock option, (ii) as necessary to pay taxes associated with the sale or vesting of equity awards, or (iii) with the prior written approval of the Compensation Committee, in its sole discretion. Shares of Company Common Stock that are directly or indirectly owned by the officer or owned through a trust, and unvested restricted shares, will count toward attaining and maintaining the applicable equity ownership level, while unvested and unexercised stock options, stock appreciation rights and unearned performance-based awards will not. The shares of Common Stock counted toward attaining and maintaining the applicable stock ownership level will be valued as the average of the closing prices per share of Common Stock reported on the NYSE for each trading day in the 90-calendar-day period immediately preceding the stock ownership determination date.

Our CEO met his requisite investment level in Company equity by or prior to the third anniversary of his hire date and as of the close of business on the Record Date. Each of the other NEOs met his or her requisite investment in Company equity at the \$600,000 annual cash base salary level prior to the third anniversary of such salary increase and as of the close of business on the Record Date.

The following chart illustrates the (i) equity ownership levels in the Company actually held and required to be held by our CEO and (ii) average equity ownership level actually held by our NEOs (other than our CEO) as a group and required to be held by each such other NEO, in each case valued at \$148.05 per share (which was the average of the closing price per share of our Common Stock reported on the NYSE for each trading day in the 90-calendar-day period immediately preceding and including the Record Date):

### Executive Officer Stock Ownership Levels



\* For purposes of the above chart, "M" = millions.

### Restrictions on Entering into Derivative Transactions; Hedging and Pledging of Company Securities

The Company's Policy on Inside Information and Insider Trading prohibits our executive officers, non-employee directors and employees from (i) purchasing, selling and trading in options (including publicly traded options), warrants, puts and calls or similar instruments relating to our securities, (ii) engaging in derivative securities transactions involving or relating to our securities, including hedging or monetization transactions, such as zero-cost collars and forward sale contracts that allow a person to lock in a portion of the value of his or her shares, often in exchange for all or part of the potential for upside appreciation in the shares, (iii) pledging and short selling our securities, (iv) purchasing our securities on margin, and (v) placing bets on the price movement of our securities, such as spread betting.

### Clawback Policy

The Company's Policy on Recovery of Incentive Compensation in the Event of Certain Financial Restatements (the "Clawback Policy") provides for the recovery of the portion of any cash bonus and other incentive-based compensation (other than stock options) received or earned by any current or former executive officer of the Company on account of the achievement of performance goals that were based on financial results that become subject to a restatement of the Company's financial statements on or after January 1, 2013. Such executive officers would be subject to the Clawback Policy if (i) the restatement was due to material non-compliance by the Company with any financial reporting requirement under applicable securities laws, other than as a result of any rule changes or interpretations of such rules,

(ii) the Board determines that such executive officer was directly responsible for the non-compliance that resulted in the restatement, and (iii) the Board determines that it is in the best interests of the Company and the shareholders to seek repayment from such executive officer. In such event, if the amount received or earned by the executive officer exceeds the amount that would have been payable following the restatement of financial results, the executive officer will be required to repay such excess amount to the Company. The Board intends to revise the Clawback Policy to be consistent with the rules promulgated by the SEC under the Dodd-Frank Wall Street Reform and Consumer Protection Act to the extent such rules are finalized.

Chief executive officers and chief financial officers of public companies are also subject to Section 304 of the Sarbanes-Oxley Act of 2002, which requires them to forfeit their stock sale profits and bonuses earned when there has been a financial restatement resulting from misconduct.

### **Deductibility of NEO Compensation**

Section 162(m) (“Code Section 162(m)”) of the U.S. Internal Revenue Code of 1986, as amended, limits the deductibility of compensation in excess of \$1.0 million paid to a company’s chief executive officer and certain other executive officers. Beginning in 2018 and subject to very limited exceptions going forward, changes in federal tax law repealed the “qualified performance-based compensation” exception under Code Section 162(m), thus limiting the Company’s ability to deduct significant portions of the compensation paid to our NEOs. The Compensation Committee considers Code Section 162(m) when making compensation decisions, but other considerations, such as hiring qualified executive officers, providing our executive officers with competitive and adequate incentives to remain with and increase our business operations, financial performance and prospects, as well as rewarding extraordinary contributions, also significantly factor into the Compensation Committee’s decisions. As a result, the Company reserves the right to pay compensation that may not qualify for deduction under Code Section 162(m).

### **Timing of Equity Grants**

The Compensation Committee is the administrator of our equity compensation plans and programs. The Compensation Committee typically makes annual short-term and long-term incentive compensation decisions during the first quarter of the year to allow dissemination of our fourth-quarter and year-end earnings announcements prior to the grant dates of such awards. In some cases, the Compensation Committee will grant awards that are contingent, which conditions precedent may include commencement of employment or the execution and delivery of employment or other documents, or may authorize awards as of future grant dates. All option awards are made at an exercise price equal to or exceeding the fair market value per share of our Common Stock on the grant date and have a ten-year term. The equity awards to the NEOs are also subject to contractual provisions governing the acceleration of vesting on specified events. The Compensation Committee has not delegated its authority to make equity awards or prescribe the terms (including vesting terms) to our management.

### **Compensation-Related Risks**

At the request and direction of the Compensation Committee and the Audit Committee, management conducted an assessment of risks associated with the Company’s compensation policies and practices for the year ended December 31, 2021. This assessment included the: (i) review of programs, plans, policies, procedures and practices relating to the components of executive officer and employee compensation; (ii) review of incentive-based equity and cash compensation; (iii) identification of compensation design features that could potentially encourage excessive or imprudent risk taking; (iv) identification of business risks that these features could potentially encourage; (v) consideration of the presence or absence of controls, oversight or other factors that mitigate potential risks; (vi) assessment of potential risks; and (vii) consideration of the potential for such risks to result in a material adverse effect on the Company and its subsidiaries taken as a whole. Based on the assessment and factors described above, the Company determined that the risks associated with its compensation policies and practices are not reasonably likely to result in a material adverse effect on the Company and its subsidiaries taken as a whole.

### **Other Compensation**

#### **Health and Welfare Benefits**

We provide our NEOs with substantially the same benefits that we provide to employees generally, to promote NEO health and welfare, to facilitate their job performance and to tie their interests with those of the Company’s other employees. These benefits include medical, dental, vision, prescription drug and mental health insurance, and/or a health savings account, pre-tax health and dependent care flexible spending accounts, parking and transportation reimbursement accounts, group life insurance, supplemental life insurance, accidental death and dismemberment insurance, short-term and long-term disability insurance coverage, and parental, family and medical leave.

## Retirement Benefits

We do not maintain defined benefit pension plans. Retirement benefits to U.S. employees are currently provided through our 401(k) Plan. To align the interests of our NEOs with those of our employees, NEOs are eligible to participate in our 401(k) Plan on the same basis as our general U.S. employee population and, like our employees, are eligible to receive employer matching benefits.

## Termination Payments

We have entered into employment arrangements with our CEO and other NEOs that broadly provide for the parameters of their employment with the Company and entitle them to receive specified severance payments and benefits upon certain qualifying terminations of employment. Under the employment agreement with the CEO dated as of December 13, 2013, as amended from time to time (the “CEO Employment Agreement”), in connection with a termination by the Company without “Cause” or termination by the CEO with “Good Reason” (each, as defined in the CEO Employment Agreement), subject to the execution of a release of claims (a “Release”), the CEO generally will be eligible to receive (i) pro rata cash AIP for the year of termination, (a) for the financial components of AIP, an amount determined based on the actual performance of operating financial performance metric(s) established for the year of termination (with no exercise of negative discretion), payable when such AIP is paid to other executives of the Company, plus (b) based on individual performance (if an applicable performance metric for the year of termination), in an amount determined based on the CEO’s individual performance AIP awarded and paid in the year prior to the year of termination, payable within two and one-half months following the effective date of the CEO’s termination, and (ii) a lump sum cash severance payment equal to two times (2.0x) the sum of the CEO’s annual cash base salary and target bonus, payable within 15 days of execution of a Release. The pro rata cash AIP component of the foregoing severance package described in clause (i) above is also payable in connection with a termination of the CEO as a result of the CEO’s “Disability” (as defined in the CEO Employment Agreement) and death. The foregoing severance opportunity is consistent with survey market data provided by the compensation adviser.

Under the employment letters with each of the CFO, CSTO, GC and CHRO, as amended from time to time (in each case, an “Officer Employment Letter,” and, collectively, the “Officer Employment Letters”), in connection with a termination by the Company without “Cause” or termination by such applicable executive officer with “Good Reason” (each as defined in the applicable Officer Employment Letter), subject to the execution of a Release, each such applicable executive officer generally will be entitled to one times (1.0x) annual cash base salary continuation for a period of 12 months following such termination, provided that such amount will be increased to one times (1.0x) the sum of (i) 12 months annual cash base salary, plus (ii) target bonus for the year of termination, if such applicable executive officer’s employment is terminated by the Company (or its successor) without Cause or by such applicable executive officer with Good Reason during the 18-month period following a “Change in Control” (as defined in the applicable shareholder approved equity compensation plan of the Company then in effect). In addition to the foregoing, each such applicable executive officer generally will be eligible to receive pro rata cash AIP for the year of termination consisting of: (i) for the financial components of AIP, an amount determined based on the actual performance of operating financial performance metric(s) established for the year of termination (with no exercise of negative discretion), payable when such AIP is paid to other executives of the Company, plus (ii) for the individual component of AIP (if an applicable performance measure for the year of termination), an amount determined based on such applicable executive officer’s individual performance awarded and paid in the year prior to the year of termination, payable within two and one-half months following the effective date of such other NEO’s termination. The severance package is also payable in connection with a termination of such applicable executive officer as a result of “Disability” (as defined in the applicable Officer Employment Letter) and death.

We believe that it is in the best interests of the Company to have these employment arrangements and provide for termination payments thereunder as they tie the interests of the NEOs to those of the Company, secure the services of the NEOs and serve as a deterrent to an NEO voluntarily leaving the Company’s employ. In addition, the employment arrangements serve as consideration for the agreements of the NEOs not to compete with the Company, not to solicit employees and clients of the Company, and not to use or disclose proprietary information of the Company. For more detail on the terms and conditions of the CEO Employment Agreement and the Officer Employment Arrangements and the potential values associated with the foregoing described severance packages, see the section titled “Information about Our Executive Officers and Compensation — Employment Agreements and Termination and Change in Control Payments — Employment Arrangements” beginning on [page 74](#) of this Proxy Statement.

## **REPORT OF THE COMPENSATION COMMITTEE OF THE BOARD OF DIRECTORS**

The Compensation Committee of the Board of Directors (the “Board”) of FTI Consulting, Inc., a Maryland corporation (the “Company”), has reviewed and discussed the Compensation Discussion and Analysis section, to be included in the Proxy Statement relating to the Annual Meeting of Shareholders of the Company on June 1, 2022 (the “Annual Meeting”), with management. Based on such review and discussions, the Compensation Committee recommended to the Board that the Compensation Discussion and Analysis section be included in this Proxy Statement relating to the Annual Meeting of the Company.

### **COMPENSATION COMMITTEE**

Claudio Costamagna, Chair

Brenda J. Bacon

Gerard E. Holthaus

Laureen E. Seeger

*April 15, 2022*

## SUMMARY COMPENSATION TABLE

The following table summarizes the compensation of our NEOs for the years ended December 31, 2019, 2020 and 2021 applying the SEC's required disclosure rules. Footnotes (2), (3) and (6) to the table describe the vesting and performance conditions associated with the stock-based awards granted in 2021 that are reported in this table, none of which vested upon grant. Performance-based awards in this table are reported at target value. An NEO may not realize any value from an equity-based award, and any realized value upon the vesting, exercise or the end of the applicable performance period may be higher or lower than reported in this table, depending upon the price per share of our Common Stock on the vesting date or Company performance for the performance period, and such differences could be significant.

Name and Principal Position	Year	Salary <sup>(1)</sup>	Bonus <sup>(1)</sup>	Stock Awards <sup>(2) (3)</sup>	Option Awards	Non-Equity Incentive Plan Compensation <sup>(1) (4)</sup>	Change in Pension Value and Non-Qualified Deferred Compensation Earnings	All Other Compensation <sup>(5)</sup>	Total
	(a)	(\$) (b)	(\$) (c)	(\$) (d)	(\$) (e)	(\$) (f)	(\$) (g)	(\$) (h)	(\$) (i)
<b>Steven H. Gunby</b> <sup>(6) (7)</sup>	2021	1,000,000	—	5,033,629	—	1,862,392	—	14,616	7,910,637
President and Chief	2020	1,000,000	—	5,062,345	—	1,601,377	—	14,364	7,678,086
Executive Officer	2019	1,000,000	—	4,562,388	—	1,687,500	—	11,256	7,261,144
<b>Ajay Sabherwal</b>	2021	600,000	—	599,931	—	762,183	—	14,616	1,976,730
Chief Financial Officer	2020	586,154	—	599,962	—	652,712	—	14,364	1,853,192
and Treasurer	2019	550,000	—	549,954	—	825,000	—	29,505	1,954,459
<b>Paul Linton</b>	2021	600,000	—	599,931	—	762,183	—	14,616	1,976,730
Chief Strategy and	2020	586,154	—	599,962	—	652,712	—	14,364	1,853,192
Transformation Officer	2019	550,000	—	549,954	—	825,000	—	11,256	1,936,210
<b>Curtis P. Lu</b>	2021	600,000	—	599,931	—	762,183	—	14,616	1,976,730
General Counsel	2020	586,154	—	599,962	—	652,712	—	14,364	1,853,192
	2019	550,000	—	549,954	—	825,000	—	11,256	1,936,210
<b>Holly Paul</b>	2021	600,000	—	599,931	—	762,183	—	14,616	1,976,730
Chief Human	2020	586,154	—	599,962	—	652,712	—	14,364	1,853,192
Resources Officer	2019	550,000	—	549,954	—	825,000	—	11,256	1,936,210

<sup>(1)</sup> All cash compensation is presented in Columns (b), (f) and (h).

<sup>(2)</sup> The aggregate grant date fair market values of the time-based restricted stock awards ("RSA") reported in Column (d) for 2021 have been computed in accordance with FASB ASC Topic 718, Compensation — Stock Compensation. For a discussion of the assumptions and methodologies used to value the RSAs, see "Part II, Item 8, Financial Statements and Supplementary Data— Notes to Consolidated Financial Statements — Note 1 — Description of Business and Summary of Significant Accounting Policies — Share-Based Compensation" and "Part II, Item 8, Financial Statements and Supplementary Data — Notes to Consolidated Financial Statements — Note 7 — Share-Based Compensation" of the Company's Annual Report on Form 10-K for the year ended December 31, 2021 (the "2021 Form 10-K"). All RSAs awarded as long-term incentive pay ("LTIP") for the year ended December 31, 2021 ("2021 LTIP") are subject to time-based pro rata annual vesting over three years beginning with the first anniversary of the grant date. For additional information, see the section of this Proxy Statement captioned "Information about Our Executive Officers and Compensation — Equity Compensation Plans—Grants of Plan-Based Awards for Fiscal Year Ended December 31, 2021" beginning on page 68 of this Proxy Statement. The following table sets forth the time-based RSAs granted as 2021 LTIP at grant date dollar values:

NAME	RESTRICTED STOCK AWARD VALUES (\$)
<b>Steven H. Gunby</b>	1,499,946
<b>Ajay Sabherwal</b>	239,931
<b>Paul Linton</b>	239,931
<b>Curtis P. Lu</b>	239,931
<b>Holly Paul</b>	239,931

<sup>(3)</sup> The performance-based restricted stock units ("Performance RSU") reported in Column (d) for 2021 include the target aggregate values of the Performance RSUs awarded to participating NEOs as 2021 LTIP, based upon the probable outcome of the performance condition based on FTI Consulting's total shareholder return ("TSR") compared with the TSR of the adjusted S&P 500 ("Relative TSR"), consistent with the estimate of aggregate compensation costs to be

recognized over the service period, excluding the effect of estimated forfeitures. Performance RSUs awarded as 2021 LTIP measure performance based on Relative TSR over three years from January 1, 2021 through December 31, 2023. The fair value per unit of the Performance RSUs has been calculated using a Monte Carlo simulation method in accordance with FASB Topic 718 for equity awards with market-based conditions, which assesses probabilities of various outcomes of the performance market condition(s). The NEOs' Performance RSUs have been valued using the grant date fair market value of \$125.75 per share (the closing price per share reported on the NYSE for the grant date of March 10, 2021) as one of the initial inputs. The resulting fair value per Performance RSU granted to (i) our CEO was \$137.71 and (ii) our other NEOs was \$140.87, which values were used to calculate the number of Performance RSUs awarded to our CEO and other NEOs, respectively. For a discussion of the assumptions and methodologies used to value such awards, see "Part II, Item 8, Financial Statements and Supplementary Data — Notes to Consolidated Financial Statements — Note 1 — Description of Business and Summary of Significant Accounting Policies — Share-Based Compensation" and "Part II, Item 8, Financial Statements and Supplementary Data — Notes to Consolidated Financial Statements — Note 7 — Share-Based Compensation" of the Company's 2021 Form 10-K. For additional information, see the section of this Proxy Statement captioned "Information about Our Executive Officers and Compensation — Equity Compensation Plans — Grants of Plan-Based Awards for Fiscal Year Ended December 31, 2021" beginning on [page 68](#) of this Proxy Statement.

The following table sets forth the Performance RSUs granted as 2021 LTIP at target and maximum grant date dollar values:

<b>NAME</b>	<b>TARGET PERFORMANCE AWARD VALUES (\$)</b>	<b>MAXIMUM PERFORMANCE AWARD VALUES (\$)</b>
<b>Steven H. Gunby</b>	2,999,875	4,499,950
<b>Ajay Sabherwal</b>	359,923	539,955
<b>Paul Linton</b>	359,923	539,955
<b>Curtis P. Lu</b>	359,923	539,955
<b>Holly Paul</b>	359,923	539,955

<sup>(4)</sup> The "Non-Equity Incentive Plan Compensation" reported in Column (f) includes the cash incentive compensation awarded as annual incentive pay ("AIP") for the year ended December 31, 2021 ("2021 AIP").

<sup>(5)</sup> "All Other Compensation" in Column (h) includes matching contributions provided to the NEOs under the Company's 401(k) Plan and excludes other benefits provided to the NEOs on the same basis as provided to all full-time U.S. employees of the Company. No NEO received perquisites aggregating more than \$10,000 in 2021. Other compensation in Column (h) for Ajay Sabherwal in 2019 includes \$18,249, which was paid directly to a third party on account of expenses arising from Mr. Sabherwal's relocation for his employment as CFO of the Company.

<sup>(6)</sup> Columns (d) and (f) include the portion of AIP for the year ended December 31, 2020 ("2020 AIP") that was paid to our CEO in 2021 through the award of 4,244 shares of restricted stock with a grant date fair value of \$533,683 (based on the closing price per share of Common Stock of \$125.75 reported on the NYSE for the grant date of March 10, 2021), which vested in full on March 10, 2022.

<sup>(7)</sup> Columns (d) and (f) exclude the award of 25% of 2021 AIP paid to our CEO in 2022 through the award of 4,260 shares of restricted stock with a grant date fair value of \$620,725, based on the closing price per share of Common Stock of \$145.71 reported on the NYSE for the grant date of March 9, 2022, which will vest on the first anniversary of the date of grant and will be reported as compensation in Columns (d) and (f) of the Summary Compensation Table for the year ending December 31, 2022.



## EQUITY COMPENSATION PLANS

### Grants of Plan-based Awards for Fiscal Year Ended December 31, 2021

The following table provides information on (i) performance-based cash awards granted as 2021 AIP, (ii) equity-based awards granted as 2021 LTIP, and (iii) RSAs granted during the year ended December 31, 2021. There can be no assurance that the grant date fair market values of these awards will ever be realized.

Name	Grant Date	Compensation Committee Approval Date	Estimated Future Payouts under Non-Equity Incentive Plan Awards <sup>(1)</sup>			Estimated Future Payouts under Equity Incentive Plan Awards <sup>(2)</sup>			All Other Stock Awards: Number of Shares of Stock or Stock Units	All Other Option Awards: Number of Securities Underlying Options	Exercise or Base Price of Option Awards	Grant Date Fair Value of Stock and Option Awards <sup>(3)</sup>
			Threshold	Target	Maximum	Threshold	Target	Maximum				
			(\$)	(\$)	(\$)	(\$)	(\$)	(\$)				
(a)	(b)	(c)	(d)	(e)	(f)	(g)	(h)	(i)	(j)	(k)	(l)	
<b>Steven H. Gunby</b>	2/19/21	2/19/21	1,000,000	2,000,000	3,000,000	—	—	—	—	—	—	—
	3/10/21	3/10/21	—	—	—	—	—	—	4,224	—	—	533,683
	3/10/21	3/10/21	—	—	—	1,500,000	3,000,000	4,500,000	—	—	—	—
	3/10/21	3/10/21	—	—	—	—	—	—	11,928	—	—	1,499,946
<b>Ajay Sabherwal</b>	2/19/21	2/19/21	300,000	600,000	900,000	—	—	—	—	—	—	—
	3/10/21	3/10/21	—	—	—	180,000	360,000	540,000	—	—	—	—
	3/10/21	3/10/21	—	—	—	—	—	—	1,908	—	—	239,931
<b>Paul Linton</b>	2/19/21	2/19/21	300,000	600,000	900,000	—	—	—	—	—	—	—
	3/10/21	3/10/21	—	—	—	180,000	360,000	540,000	—	—	—	—
	3/10/21	3/10/21	—	—	—	—	—	—	1,908	—	—	239,931
<b>Curtis P. Lu</b>	2/19/21	2/19/21	300,000	600,000	900,000	—	—	—	—	—	—	—
	3/10/21	3/10/21	—	—	—	180,000	360,000	540,000	—	—	—	—
	3/10/21	3/10/21	—	—	—	—	—	—	1,908	—	—	239,931
<b>Holly Paul</b>	2/19/21	2/19/21	300,000	600,000	900,000	—	—	—	—	—	—	—
	3/10/21	3/10/21	—	—	—	180,000	360,000	540,000	—	—	—	—
	3/10/21	3/10/21	—	—	—	—	—	—	1,908	—	—	239,931

<sup>(1)</sup> 2021 AIP payments were based on (i) Adjusted EPS and Adjusted EBITDA results of \$6.76 and \$354.0 million, respectively, reported in the Company's 2021 Form 10-K and (ii) the individual performance of our CEO and our CFO, CSTO, GC and CHRO. Based on the above financial and individual performance results, aggregate 2021 AIP to our CEO and each of the other NEOs was as follows:

NAME	TOTAL <sup>(i)</sup> (\$)
<b>Steven H. Gunby</b>	2,483,190
<b>Ajay Sabherwal</b>	762,183
<b>Paul Linton</b>	762,183
<b>Curtis P. Lu</b>	762,183
<b>Holly Paul</b>	762,183

<sup>(i)</sup> 2021 AIP to the CEO was paid 75% in cash and 25% through the award of 4,260 shares of restricted stock with a grant date fair value of approximately \$620,725, based on the closing price per share of Common Stock of \$145.71 reported on the NYSE for the grant date of March 9, 2022, which will vest on the first anniversary of the date of grant and will be reported as compensation in the Summary Compensation Table for the year ending December 31, 2022. The other NEOs were paid 100% of 2021 AIP in cash.

- <sup>(2)</sup> Columns (f), (g) and (h) include the values of the Performance RSUs awarded to participating NEOs as 2021 LTIP based upon the threshold, target and maximum outcomes of the performance condition based on Relative TSR, consistent with the estimate of aggregate compensation costs to be recognized over the service period, excluding the effect of estimated forfeitures. Performance RSUs awarded as 2021 LTIP measure performance based on Relative TSR over three years beginning January 1, 2021 and ending December 31, 2023. The fair value per unit of the Performance RSUs has been calculated using a Monte Carlo simulation method in accordance with FASB Topic 718 for equity awards with market-based conditions. The NEOs' Performance RSUs have been valued using the grant date fair market value of \$125.75 (the closing price per share reported on the NYSE for the grant date of March 10, 2021) as one of the initial inputs. The resulting fair values per Performance RSU granted to (i) our CEO was \$137.71 and (ii) our other NEOs was \$140.87, which values were used to calculate the number of Performance RSUs awarded to our CEO and other NEOs, respectively.
- <sup>(3)</sup> Column (l) reports the aggregate grant date fair values of RSAs awarded to NEOs in accordance with FASB ASC Topic 718. For a discussion of the assumptions and methodologies used to value these awards, see the discussion of stock awards contained in "Part II, Item 8, Financial Statements and Supplementary Data — Notes to Consolidated Financial Statements — Note 1 — Description of Business and Summary of Significant Accounting Policies — Share-Based Compensation" and "Part II, Item 8, Financial Statements and Supplementary Data — Notes to Consolidated Financial Statements — Note 7 — Share-Based Compensation" of the Company's 2021 Form 10-K.

## Outstanding Equity Awards at Fiscal Year End

The following table shows the number of shares covered or used as references for (i) exercisable and unexercisable stock appreciation rights (“SARs”), (ii) exercisable and unexercisable stock options, (iii) unvested RSAs, restricted stock units and Performance RSUs, (iv) full-value cash units, and (v) cash-based performance units held by our NEOs on December 31, 2021:

Name	Number of Securities Underlying Unexercised Options and SARs	Number of Securities Underlying Unexercised Options and SARs	Equity Incentive Plan Awards: Number of Securities Underlying Unexercised Options and SARs	Option Exercise Price or SAR Base Price	Option or SAR Expiration Date	Number of Shares or Full-Value Units That Have Not Vested	Market Value of Shares or Full-Value Units That Have Not Vested <sup>(1)</sup>	Equity and Non-Equity Incentive Plan Awards: Number of Unearned Shares, Full-Value Units or Other Rights That Have Not Vested	Equity and Non-Equity Incentive Plan Awards: Market or Payout Value of Unearned Shares, Full-Value Units or Other Rights That Have Not Vested <sup>(1)</sup>
	(#) Exercisable (a)	(#) Unexercisable (b)	(#) (c)	(\$/Sh) (d)	(e)	(#) (f)	(\$) (g)	(#) (h)	(\$) (i)
Steven H. Gunby	48,392 <sup>(2)</sup>	—	—	34.26	4/1/2024	—	—	—	—
	75,223 <sup>(3)</sup>	—	—	36.87	3/1/2025	—	—	—	—
	74,291 <sup>(4)</sup>	—	—	34.33	3/1/2026	—	—	—	—
	78,390 <sup>(5)</sup>	—	—	40.36	3/6/2027	—	—	—	—
	—	—	—	—	—	6,021 <sup>(6)</sup>	923,742	—	—
	—	—	—	—	—	—	—	33,456 <sup>(7)</sup>	5,132,820
	—	—	—	—	—	8,680 <sup>(8)</sup>	1,331,686	—	—
	—	—	—	—	—	—	—	21,824 <sup>(9)</sup>	3,348,238
	—	—	—	—	—	4,244 <sup>(10)</sup>	651,114	—	—
	—	—	—	—	—	11,928 <sup>(11)</sup>	1,829,994	—	—
—	—	—	—	—	—	—	21,784 <sup>(12)</sup>	3,342,101	
Ajay Sabherwal	13,065 <sup>(5)</sup>	—	—	40.36	3/6/2027	—	—	—	—
	—	—	—	—	—	994 <sup>(6)</sup>	152,499	—	—
	—	—	—	—	—	—	—	4,061 <sup>(7)</sup>	623,039
	—	—	—	—	—	1,389 <sup>(8)</sup>	213,100	—	—
	—	—	—	—	—	—	—	2,572 <sup>(9)</sup>	394,596
—	—	—	—	—	1,908 <sup>(11)</sup>	292,725	—	—	
—	—	—	—	—	—	—	2,555 <sup>(12)</sup>	391,988	
Paul Linton	53,552 <sup>(13)</sup>	—	—	36.75	8/25/2024	—	—	—	—
	13,540 <sup>(3)</sup>	—	—	36.87	3/1/2025	—	—	—	—
	14,858 <sup>(4)</sup>	—	—	34.33	3/1/2026	—	—	—	—
	10,855 <sup>(5)</sup>	—	—	40.36	3/6/2027	—	—	—	—
	—	—	—	—	—	994 <sup>(6)</sup>	152,499	—	—
	—	—	—	—	—	—	—	4,061 <sup>(7)</sup>	623,039
	—	—	—	—	—	1,389 <sup>(8)</sup>	213,100	—	—
	—	—	—	—	—	—	—	2,572 <sup>(9)</sup>	394,596
—	—	—	—	—	1,908 <sup>(11)</sup>	292,725	—	—	
—	—	—	—	—	—	—	2,555 <sup>(12)</sup>	391,988	
Curtis P. Lu	4,953 <sup>(4)</sup>	—	—	34.33	3/1/2026	—	—	—	—
	8,710 <sup>(5)</sup>	—	—	40.36	3/6/2027	—	—	—	—
	—	—	—	—	—	994 <sup>(6)</sup>	152,499	—	—
	—	—	—	—	—	—	—	4,061 <sup>(7)</sup>	623,039
	—	—	—	—	—	1,389 <sup>(8)</sup>	213,100	—	—
	—	—	—	—	—	—	—	2,572 <sup>(9)</sup>	394,596
—	—	—	—	—	1,908 <sup>(11)</sup>	292,725	—	—	
—	—	—	—	—	—	—	2,555 <sup>(12)</sup>	391,988	
Holly Paul	2,477 <sup>(5)</sup>	—	—	40.36	3/6/2027	—	—	—	—
	—	—	—	—	—	994 <sup>(6)</sup>	152,499	—	—
	—	—	—	—	—	—	—	4,061 <sup>(7)</sup>	623,039
	—	—	—	—	—	1,389 <sup>(8)</sup>	213,100	—	—
	—	—	—	—	—	—	—	2,572 <sup>(9)</sup>	394,596
	—	—	—	—	—	1,908 <sup>(11)</sup>	292,725	—	—
—	—	—	—	—	—	—	2,555 <sup>(12)</sup>	391,988	

<sup>(1)</sup> All cash values in Columns (g) and (i) have been computed by multiplying \$153.42 (the closing price per share of Common Stock reported by the NYSE for December 31, 2021), by the number of shares of restricted stock or restricted stock units that have not yet vested.

- (2) Represents cash-based vested and exercisable SARs as of December 31, 2021, awarded to our CEO as LTIP for the year ended December 31, 2014 by the Compensation Committee, under the FTI Consulting, Inc. 2009 Omnibus Incentive Compensation Plan (the “2009 Plan”), with a grant date of April 1, 2014. SARs represent the right to receive an amount of cash upon exercise equal to (a) the difference between (i) the fair market value of a share of Common Stock on the applicable exercise date and (ii) the base price of \$34.26 per share, multiplied by (b) the number of SARs exercised by the holder on such date. The SARs became fully vested and exercisable as of April 1, 2017.
- (3) Represents option shares that may be acquired upon exercise of the vested and exercisable stock options, which were awarded to certain NEOs as LTIP for the year ended December 31, 2015 by the Compensation Committee under the 2009 Plan, with a grant date of March 1, 2015. The stock options represent the right to acquire option shares following the applicable vesting date, upon exercise and payment of the exercise price, equal to the number of option shares for which the applicable stock option is being exercised by the holder on such date. The stock options became fully vested and exercisable as of March 1, 2018.
- (4) Represents option shares that may be acquired upon exercise of the vested and exercisable stock options, which were awarded to certain NEOs as LTIP for the year ended December 31, 2016 by the Compensation Committee under the 2009 Plan, with a grant date of March 1, 2016. The stock options represent the right to acquire option shares following the applicable vesting date upon exercise and payment of the exercise price, equal to the number of option shares for which the applicable stock option is being exercised by the holder on such date. Such stock options became fully vested and exercisable as of March 1, 2019.
- (5) Represents option shares that may be acquired upon exercise of the vested and exercisable portions of the stock options, which were awarded to the NEOs as LTIP for the year ended December 31, 2017 by the Compensation Committee under the 2009 Plan, with a grant date of March 6, 2017. The stock options represent the right to acquire option shares following the applicable vesting date upon exercise and payment of the exercise price, equal to the number of option shares for which the stock option is being exercised by the holder on such date. Such stock options became fully vested and exercisable as of March 6, 2020.
- (6) Represents the unvested RSAs, which were awarded to our NEOs as LTIP for the year ended December 31, 2019 (“2019 LTIP”) by the Compensation Committee under the 2017 Plan, with a grant date of March 13, 2019. Such unvested RSAs became fully vested as of March 13, 2022.
- (7) Represents the target number of Performance RSUs, which were awarded to our NEOs as 2019 LTIP by the Compensation Committee under the 2017 Plan, with a grant date of March 13, 2019 (subject to performance conditions based on Relative TSR). For the applicable three-year performance measurement period beginning January 1, 2019 and ended December 31, 2021, the Company achieved Relative TSR performance at the maximum level. The following table sets forth the number of shares of Common Stock on account of the Performance RSUs that were issued to our NEOs on February 18, 2022:

NAME	MAXIMUM SHARES OF COMMON STOCK ISSUED ON ACCOUNT OF PERFORMANCE RSUS AWARDED ON ACCOUNT OF 2019 LTIP
Steven H. Gunby	50,184
Ajay Sabherwal	6,092
Paul Linton	6,092
Curtis P. Lu	6,092
Holly Paul	6,092

- (8) Represents the unvested RSAs, which were awarded to our NEOs as 2020 LTIP by the Compensation Committee under the 2017 Plan, with a grant date of March 11, 2020. Such unvested portions of the RSAs vested on a pro rata basis on March 11, 2021 and March 11, 2022 and will vest on a pro rata basis on March 11, 2023, such that all unvested RSAs will be fully vested as of March 11, 2023.
- (9) Represents the target number of unearned Performance RSUs, which were awarded to our NEOs as 2020 LTIP by the Compensation Committee under the 2017 Plan, with a grant date of March 11, 2020 (subject to performance conditions based on Relative TSR for the three-year performance measurement period beginning January 1, 2020 and ending December 31, 2022). The following table sets forth the maximum number of Performance RSUs awarded by the Compensation Committee to our NEOs on March 11, 2020:

NAME	MAXIMUM PERFORMANCE RSUs
Steven H. Gunby	32,736
Ajay Sabherwal	3,858
Paul Linton	3,858
Curtis P. Lu	3,858
Holly Paul	3,858

- (10) Represents the unvested RSAs, which were awarded to our CEO as 2020 AIP by the Compensation Committee under the 2017 Plan, with a grant date of March 10, 2021. Such unvested RSAs became fully vested as of March 10, 2022.
- (11) Represents the unvested RSAs, which were awarded to our NEOs as 2021 LTIP by the Compensation Committee under the 2017 Plan, with a grant date of March 10, 2021. Such unvested portions of the RSAs vested on a pro rata basis on March 10, 2022 and will vest on a pro rata basis each on March 10, 2023 and March 10, 2024, such that all unvested RSAs will be fully vested as of March 10, 2024.

<sup>(12)</sup> Represents the target number of unearned Performance RSUs, which were awarded to our NEOs (other than our CEO) as 2021 LTIP by the Compensation Committee under the 2017 Plan, with a grant date of March 10, 2021 (subject to performance conditions based on Relative TSR for the three-year performance measurement period beginning January 1, 2021 and ended December 31, 2023). The following table sets forth the maximum number of Performance RSUs awarded by the Compensation Committee to our other NEOs on March 10, 2021:

NAME	MAXIMUM PERFORMANCE RSUs
Steven H. Gunby	32,677
Ajay Sabherwal	3,833
Paul Linton	3,833
Curtis P. Lu	3,833
Holly Paul	3,833

<sup>(13)</sup> Represents option shares that may be acquired upon exercise of the vested and exercisable portions of the stock option granted by the Compensation Committee as an employment inducement award pursuant to Rule 303A.08 of the NYSE outside the 2009 Plan, on account of a portion of the executive officer's sign-on bonus for joining the Company. The stock option represents the right to acquire option shares following the applicable vesting date upon exercise and payment of the exercise price, equal to the number of option shares for which the stock option is being exercised by the holder on such date. The stock option became fully vested and exercisable as of August 25, 2017.

## Option Exercises and Stock Vested

The following table shows the number of shares of our Common Stock acquired during the fiscal year ended December 31, 2021 upon the exercise of stock options and the vesting of restricted stock awards:

NAME	OPTION AWARDS		STOCK AWARDS	
	NUMBER OF SHARES ACQUIRED ON EXERCISE	VALUE REALIZED ON EXERCISE <sup>(1)</sup>	NUMBER OF SHARES ACQUIRED ON VESTING	VALUE REALIZED ON VESTING <sup>(2)</sup>
	(#) (a)	(\$) (b)	(#) (c)	(\$) (d)

### Steven H. Gunby:

Options	—	—	—	—
Stock	—	—	77,756	8,856,961

### Ajay Sabherwal:

Options	—	—	—	—
Stock	—	—	12,104	1,367,757

### Paul Linton:

Options	—	—	—	—
Stock	—	—	12,104	1,367,757

### Curtis P. Lu:

Options	—	—	—	—
Stock	—	—	12,104	1,367,757

### Holly Paul:

Options	17,582	1,861,499	—	—
Stock	—	—	12,104	1,367,757

<sup>(1)</sup> The value realized upon the exercise of stock options is computed by multiplying (a) the difference between (i) the market price of the underlying shares of Common Stock at the exercise date and (ii) the exercise price of the option, by (b) the number of shares for which the option was exercised.

<sup>(2)</sup> The value realized on vesting of restricted stock is computed by multiplying (a) the market value of the shares of Common Stock at the applicable vesting date, by (b) the number of restricted shares that vested on that date.

## EMPLOYMENT AGREEMENTS AND TERMINATION AND CHANGE IN CONTROL PAYMENTS

### Employment Arrangements

**Steven H. Gunby.** The Company and Steven H. Gunby are parties to the CEO Employment Agreement, which currently expires on April 1, 2025, subject to automatic renewal for successive one-year terms unless Mr. Gunby's employment has been otherwise terminated or Mr. Gunby or the Company provides 120 days' or 90 days', respectively, prior written notice of non-renewal. The CEO Employment Agreement provides for payments upon certain termination events, subject to the execution of a release of claims (a "Release"), due to termination by the Company with and without "Cause," termination by Mr. Gunby with and without "Good Reason," or "Disability" (each, as defined in the CEO Employment Agreement) or death. See the section titled "Information about Our Executive Officers and Compensation— Compensation Discussion and Analysis — Other Compensation — Termination Payments" on [page 64](#) of this Proxy Statement for additional information regarding payments to our CEO on certain termination events. The CEO Employment Agreement also provides that the CEO's AIP threshold bonus opportunity will be not less than 75% and not more than 100% of base salary, AIP target bonus opportunity will be not less than 150% and not more than 200% of base salary, and AIP maximum bonus opportunity will be not less than 225% and not more than 300% of base salary. The CEO Employment Agreement contains non-competition provisions that will continue for 18 months following the last day of employment. During that period, Mr. Gunby also will be prohibited from (i) soliciting any entity or person that has been a client, customer, employee, contractor or vendor of the Company to terminate its relationship with the Company or (ii) interfering with any relationship of the Company. Mr. Gunby also agrees not to use or disclose confidential or proprietary information of the Company in violation of the CEO Employment Agreement.

**Ajay Sabherwal, Paul Linton, Curtis P. Lu and Holly Paul.** The Company entered into Officer Employment Letters with our CFO, CSTO, GC and CHRO. The Officer Employment Letters provide for at-will employment, subject to certain terms relating to each officer's applicable annual cash base salary, sign-on bonus, bonus opportunities and severance, and bonus protection upon certain termination events. The Officer Employment Letters provide for payments upon certain termination events, subject to the execution of a Release, due to termination by the Company without "Cause," termination by the applicable executive officer with "Good Reason," or "Disability" (each, as defined in the applicable Officer Employment Letter) or death, or within 18 months following a "Change in Control" (as defined in the shareholder-approved equity compensation plan then in effect). See the section titled "Information about Our Executive Officers and Compensation — Compensation Discussion and Analysis — Other Compensation — Termination Payments" on [page 64](#) of this Proxy Statement for additional information regarding payments to these NEOs on certain termination events. The Officer Employment Letters contain non-competition provisions that will continue for 12 months following the last day of employment. During that period, the executive officer will be prohibited from soliciting any entity or person that has been a client, customer, employee, contractor or vendor of the Company to terminate its relationship with the Company. The executive officer also agrees not to use or disclose confidential or proprietary information of the Company in violation of his or her Officer Employment Letter.

### No Single Trigger Vesting of Equity Awards on a Change in Control

Equity awards granted on or after June 3, 2015 are not subject to automatic "single trigger" vesting acceleration upon a Change in Control. If within two years following a change in control, an NEO's service with the Company or any of its affiliates is involuntarily terminated by the Company or any of its affiliates for any reason other than Cause or as a result of Disability or death, or pursuant to an NEO's Good Reason termination right (which terms have the meanings assigned to them in the applicable NEO's employment arrangements or the applicable equity award agreement), all outstanding equity awards granted to such NEO that have not theretofore vested shall immediately vest and become exercisable, and all restrictions on such equity awards shall immediately lapse.

### Termination Payments

As noted above, the CEO and other NEOs will receive certain payments and benefits upon certain qualifying terminations of employment. We believe that it is in the best interests of the Company to provide for such termination payments and benefits as they tie the interests of the NEOs to those of the Company, secure the services of the NEOs and serve as a deterrent to an NEO voluntarily leaving the Company's employ. In addition, they may serve as consideration for the agreements of certain NEOs not to compete with the Company, not to solicit employees and clients of the Company, and not to use or disclose proprietary information of the Company. The following schedule and corresponding footnotes contain more details regarding the potential amounts and benefits payable upon various qualifying terminations of employment and the circumstances upon which such amounts and benefits are payable.

## Termination and Change in Control Payment Amounts

The following table sets forth the payments that may be received by each of our NEOs as if his or her employment terminated as of December 31, 2021:

Name	Termination by the Company for Cause or Voluntary Termination by the Executive Officer without Good Reason (\$) (a)	Termination by the Company without Cause or by the Executive Officer with Good Reason (\$) (b)	Termination by the Company without Cause or Coincident with or Following a Change in Control or by the Executive Officer with Good Reason <sup>(1)</sup> (\$) (c)	Disability or Death (\$) (d)
<b>Steven H. Gunby</b>				
Annual Cash Base Salary	—	—	—	—
AIP: <sup>(2)</sup>				
Unpaid AIP for Year Prior to Termination	—	—	—	—
Prorated AIP Based on Financial Metrics for Year of Termination at Maximum	—	2,250,000	2,250,000	2,250,000
Prorated AIP for Year of Termination Based on Prior Year's Individual Performance at Actual	—	750,000	750,000	750,000
Equity Awards <sup>(3) (4) (5)</sup>	—	31,213,865	31,213,865	31,213,865
Cash-Based LTIP Awards <sup>(6)</sup>	—	—	5,766,391	5,766,391
LTIP Performance Units <sup>(7)</sup>	—	—	14,957,480	14,957,480
Severance Payment <sup>(8)</sup>	—	6,000,000	6,000,000	—
Health and Welfare Benefits <sup>(9)</sup>	—	19,345	19,345	19,345
<b>Total</b>	<b>—</b>	<b>40,233,210</b>	<b>60,957,081</b>	<b>54,957,081</b>
<b>Ajay Sabherwal</b>				
Annual Cash Base Salary	—	—	—	—
AIP: <sup>(2)</sup>				
Unpaid AIP for Year Prior to Termination	—	—	—	—
Prorated AIP Based on Financial Metrics for Year of Termination at Maximum	—	600,000	600,000	600,000
Prorated AIP for Year of Termination Based on Prior Year's Individual Performance at Actual	—	300,000	300,000	300,000
Equity Awards <sup>(3) (5)</sup>	—	2,135,454	2,135,454	2,135,454
Cash-Based LTIP Awards	—	—	—	—
LTIP Performance Units <sup>(7)</sup>	—	—	1,862,388	1,862,388
Severance Payment <sup>(10)</sup>	—	600,000	600,000	—
Health and Welfare Benefits <sup>(9)</sup>	—	17,977	17,977	17,977
<b>Total</b>	<b>—</b>	<b>3,653,431</b>	<b>5,515,819</b>	<b>4,915,819</b>



Name	Termination by the Company for Cause or Voluntary Termination by the Executive Officer without Good Reason (\$) (a)	Termination by the Company without Cause or by the Executive Officer with Good Reason (\$) (b)	Termination by the Company without Cause or Coincident with or Following a Change in Control or by the Executive Officer with Good Reason <sup>(1)</sup> (\$) (c)	Disability or Death (\$) (d)
<b>Paul Linton</b>				
Annual Cash Base Salary	—	—	—	—
AIP: <sup>(2)</sup>				
Unpaid AIP for Year Prior to Termination	—	—	—	—
Prorated AIP Based on Financial Metrics for Year of Termination at Maximum	—	600,000	600,000	600,000
Prorated AIP for Year of Termination Based on Prior Years Individual Performance at Actual	—	300,000	300,000	300,000
Equity Awards <sup>(3) (5)</sup>	—	11,481,030	11,481,030	11,481,030
Cash-Based LTIP Awards	—	—	—	—
LTIP Performance Units <sup>(7)</sup>	—	—	1,862,388	1,862,388
Severance Payment <sup>(10)</sup>	—	600,000	600,000	—
Health and Welfare Benefits <sup>(9)</sup>	—	17,202	17,202	17,202
<b>Total</b>	<b>—</b>	<b>12,998,232</b>	<b>14,860,620</b>	<b>14,260,620</b>
<b>Curtis P. Lu</b>				
Annual Cash Base Salary	—	—	—	—
AIP: <sup>(2)</sup>				
Unpaid AIP for Year Prior to Termination	—	—	—	—
Prorated AIP Based on Financial Metrics for Year of Termination at Maximum	—	600,000	600,000	600,000
Prorated AIP for Year of Termination Based on Prior Year's Individual Performance at Actual	—	300,000	300,000	300,000
Equity Awards <sup>(3) (5)</sup>	—	2,232,931	2,232,931	2,232,931
Cash-Based LTIP Awards	—	—	—	—
LTIP Performance Units <sup>(7)</sup>	—	—	1,862,388	1,862,388
Severance Payment <sup>(10)</sup>	—	600,000	600,000	—
Health and Welfare Benefits <sup>(9)</sup>	—	18,099	18,099	18,099
<b>Total</b>	<b>—</b>	<b>3,751,030</b>	<b>5,613,418</b>	<b>5,013,418</b>

Name	Termination by the Company for Cause or Voluntary Termination by the Executive Officer without Good Reason (\$) (a)	Termination by the Company without Cause or by the Executive Officer with Good Reason (\$) (b)	Termination by the Company without Cause or Coincident with or Following a Change in Control or by the Executive Officer with Good Reason <sup>(1)</sup> (\$) (c)	Disability or Death (\$) (d)
<b>Holly Paul</b>				
Annual Cash Base Salary	—	—	—	—
AIP: <sup>(2)</sup>				
Unpaid AIP for Year Prior to Termination	—	—	—	—
Prorated AIP Based on Financial Metrics for Year of Termination at Maximum	—	600,000	600,000	600,000
Prorated AIP for Year of Termination Based on Prior Year's Individual Performance at Actual	—	300,000	300,000	300,000
Equity Awards <sup>(3) (5)</sup>	—	938,375	938,375	938,375
Cash-Based LTIP Awards	—	—	—	—
LTIP Performance Units <sup>(7)</sup>	—	—	1,862,388	1,862,388
Severance Payment <sup>(10)</sup>	—	600,000	600,000	—
Health and Welfare Benefits <sup>(9)</sup>	—	17,977	17,977	17,977
<b>Total</b>	<b>—</b>	<b>2,456,352</b>	<b>4,318,740</b>	<b>3,718,740</b>

<sup>(1)</sup> The amounts in Column (c) assume that both the termination without Cause and Change in Control occurred on December 31, 2021.

<sup>(2)</sup> On termination for any reason, our CEO and other NEOs are eligible to receive the earned and unpaid portion of any AIP for the year prior to termination. No amount is shown in the table above in respect of 2020 AIP for the bonus year prior to termination since such amount was previously paid at the beginning of 2021. In addition, in the event of termination by the Company without Cause, by an NEO for Good Reason or due to Disability or death, our CEO and other NEOs are eligible to receive prorated AIP bonus for the year of termination based on (i) actual financial performance for the year of termination, plus (ii) an amount on account of the individual performance component of AIP (if an applicable performance measure) determined based on such officer's individual performance AIP awarded and paid in the year prior to the year of termination. The amounts shown include 2021 AIP for the full year on account of financial and individual performance.

<sup>(3)</sup> Vested and unexercised stock options have been valued based on the difference between the applicable exercise price and \$153.42 (the closing price per share of Common Stock as reported on the NYSE for December 31, 2021). Unvested RSAs have been valued based on \$153.42 (the closing price per share of Common Stock as reported on the NYSE for December 31, 2021).

<sup>(4)</sup> On termination for any reason, an unvested RSA awarded in payment of a portion of 2021 AIP to our CEO shall fully vest and be non-forfeitable upon execution and delivery of a Release and continued compliance with the applicable restricted covenants of the CEO Employment Agreement.

<sup>(5)</sup> The information presented assumes that on termination due to Disability or death, unvested RSAs awarded as LTIP shall fully vest and be non-forfeitable upon execution and delivery of a Release and continued compliance with the applicable non-restricted covenants under the applicable employment arrangement. On termination for any other reason, unvested RSAs awarded as LTIP that are scheduled to vest on the vesting date immediately following the effective date of such termination shall remain outstanding and shall be fully vested and non-forfeitable on the originally next scheduled vest date (without regard to any employment requirement) upon the execution and delivery of a Release and continued compliance with the applicable non-competition provisions of applicable employment arrangements.

<sup>(6)</sup> Cash-based SARs have been valued based on the difference between the applicable base price and \$153.42 (the closing price per share of Common Stock as reported on the NYSE for December 31, 2021).

<sup>(7)</sup> The information presented assumes that at December 31, 2021, the applicable performance conditions under outstanding Performance RSUs awarded as LTIP to our NEOs on March 13, 2019, March 11, 2020 and March 10, 2021 have been valued as (i) the total number of target shares granted at \$153.42 (the closing price per share of Common Stock as reported on the NYSE for December 31, 2021), multiplied by (ii) the payout ratio for each award as of December 31, 2021 based on a third-party valuation.

<sup>(8)</sup> As of December 31, 2021, upon termination by the Company without Cause or termination by the CEO with Good Reason, our CEO was eligible to receive a cash severance payment equal to two times (2.0x) the sum of (i) his annual cash base salary, plus (ii) target bonus for the year of termination. See the section titled "Information about Our Executive Officers and Compensation — Compensation Discussion and Analysis — Other Compensation — Termination Payments" on [page 64](#) of the Proxy Statement for additional information.

<sup>(9)</sup> Health and welfare benefits represent the current costs of continuing group health and group life insurance coverage for the CEO and his eligible dependents for 18 months after termination and for the other NEOs and their eligible dependents for 12 months after termination.

<sup>(10)</sup> As of December 31, 2021, upon termination by the Company without Cause or termination by an NEO (other than the CEO) with Good Reason, each of our CFO, CSTO, GC and CHRO will be entitled to one times (1.0x) annual cash base salary continuation for a period of 12 months, provided that such amount will be increased to one times (1.0x) the sum of (i) 12 months of annual cash base salary, plus (ii) target bonus for the year of termination if the applicable NEO's employment is terminated by the Company (or its successor) without Cause or by the applicable NEO for Good Reason during the 18-month period following a Change in Control. The amount shown includes 2021 AIP for the full year at target. See the section titled "Information about Our Executive Officers and Compensation — Compensation Discussion and Analysis — Other Compensation — Termination Payments" on page 64 of the Proxy Statement for additional information. The following table sets forth the severance amounts to the NEOs (other than the CEO) for the 18-month period following a Change in Control:

<b>NAME</b>	<b>TOTAL SEVERANCE (\$)</b>
<b>Ajay Sabherwal</b>	1,200,000
<b>Paul Linton</b>	1,200,000
<b>Curtis P. Lu</b>	1,200,000
<b>Holly Paul</b>	1,200,000

## CEO PAY RATIO

As required by Section 953(b) of the Dodd-Frank Wall Street Reform and Consumer Protection Act, and Item 402(u) of Regulation S-K promulgated by the SEC, we are providing the pay ratio of the annual total compensation of our CEO compared with the annual total compensation of our median compensated employee (the “CEO Pay Ratio”) for the year ended December 31, 2021. To determine the pay ratio for 2021, we took the following steps:

- We determined that there had been no change in our employee population or employee compensation arrangements that would significantly impact the pay ratio disclosure, thus permitting us to use the median compensation employee identified in our proxy statement for the year ended December 31, 2020 (the “2020 Median Employee”) when calculating our pay ratio for 2021.
- We determined, however, that the 2020 Median Employee was not employed by the Company for all of 2021.
- As permitted by SEC rules, we determined to substitute another employee (the “2021 Median Employee”) whose compensation for the year ended December 31, 2020 was substantially similar to the 2020 Median Employee based on the compensation measures we used to select the 2020 Median Employee. The substitution of the 2021 Median Employee, a U.S.-based Senior Consultant, has not resulted in a significant change in our pay ratio disclosure.
- We calculated the 2021 Median Employee’s annual total compensation for the year ended December 31, 2021 in accordance with the requirements of Item 402(c)(2)(x) of Regulation S-K and consistent with the methodology used to identify the 2020 Median Employee. Previously, in order to identify our 2020 Median Employee, we (i) analyzed annual base salary, bonus and overtime compensation, (ii) annualized the compensation of employees hired during 2020, (iii) used the exemption permitted under Item 402(u) of Regulation S-K to exclude employees from ten countries — Argentina (22), Brazil (36), China (69), Colombia (54), Finland (17), India (85), Indonesia (1), Ireland (59), Israel (5) and Malaysia (5), totaling 353 employees, comprising less than 5% of our total employee population as of December 31, 2020, resulting in a net employee population of 6,751 employees, out of our original employee population of 7,104 prior to such exclusions, and (iv) adjusted non-U.S employee pay applying foreign currency exchange rates as of December 31, 2020.

The 2021 total compensation, which includes annual base salary, bonus and overtime compensation, and Company matching contributions under our 401(k) Plan, of the 2021 Median Employee for purposes of determining the CEO Pay Ratio was \$131,613; and the 2021 total compensation of our CEO for the purposes of determining the CEO Pay Ratio was \$7,910,637. Based on this information, our 2021 CEO Pay Ratio was 60 to 1.

## CERTAIN RELATIONSHIPS AND RELATED-PARTY TRANSACTIONS

### REVIEW AND APPROVAL OF RELATED-PARTY TRANSACTIONS

The Company's legal staff is primarily responsible for the development and implementation of processes and controls to obtain information from the Company, directors and executive officers with respect to related person transactions and for then determining, based on the facts and circumstances, whether a related person has a direct or indirect material interest in the transaction. As required under SEC rules, transactions that are determined to be, directly or indirectly, material to a related person are disclosed in this Proxy Statement. As set forth in the Audit Committee Charter, the Audit Committee reviews and approves transactions with related persons, including contracts or other transactions between or among the Company or a subsidiary or affiliate, on the one hand, and an officer, director or nominee for director, an immediate family member of an officer, director or nominee for director, a company, firm or entity in which an officer, director or nominee for director serves as an officer, director or partner or has a material interest, or a beneficial holder of more than 5% of the Company's voting securities, on the other hand. In the course of its review, approval and ratification, the Audit Committee considers factors such as:

- the financial and other terms of the transaction and whether such terms are substantially equivalent to terms that could be negotiated with third parties;
- the nature of the related person's interest in the transaction;
- the importance of the transaction to the related person and to the Company;
- the likelihood that the transaction would influence the judgment of a director or executive officer to not act in the best interests of the Company; and
- any other matters that the Audit Committee deems appropriate.

### 2021 RELATED-PARTY TRANSACTIONS

In the ordinary course of business, we enter into commercial transactions to provide consulting and advisory services, from time to time, with clients or their affiliates for which our directors serve as directors and/or executive officers. All of those transactions have been approved by the Audit Committee of the Company. We consider these transactions to be arm's length, and we do not believe that the directors had or have any material direct or indirect pecuniary or other interests in such engagements. Additionally, from time to time, in the ordinary course of business, a beneficial owner of more than 5% of the Company's voting securities, such as those discussed below, directly or indirectly, on behalf of itself and/or affiliates, enters into engagements for consulting and advisory services with the Company and our affiliates on an arm's length negotiated basis. Such engagements may or may not be with affiliates identified as having an interest in our shares of Common Stock. All such engagements comply with the Audit Committee's policy for related-party transactions.

On February 1, 2022, BlackRock, Inc. ("BlackRock") filed a Schedule 13G/A with the SEC reporting beneficial ownership of shares of our Common Stock representing 8.3% of our outstanding shares of Common Stock. Exhibit A to the Schedule 13G/A identifies certain affiliates that have acquired such shares and have rights to receive dividends and proceeds from the sale of shares of our Common Stock and reports that no one person's interest is more than 5% of the total outstanding shares of Common Stock. From time to time, in the ordinary course of our business, BlackRock, directly or indirectly, on behalf of itself and/or through affiliates, has entered into engagements for consulting and advisory services with the Company and our affiliates on an arm's-length negotiated basis. Such engagements may or may not be with affiliates identified as having an interest in our shares. During calendar year 2021, revenues from engagements to provide consulting and advisory services to BlackRock and its affiliates aggregated \$758,144.

On February 10, 2022, The Vanguard Group Inc. ("Vanguard") filed a Schedule 13G/A with the SEC reporting beneficial ownership of shares of our Common Stock representing 9.2% of our outstanding shares of Common Stock. Vanguard's Schedule 13G/A reports that Vanguard's clients, including investment companies registered under the Investment Company Act of 1940 and other managed accounts, have the right to receive or the power to direct the receipt of dividends from, or the proceeds from the sale of, shares of our Common Stock, and no one other person's interest in the Common Stock is more than 5% of the total outstanding shares of Common Stock. From time to time, in the ordinary course of our business, Vanguard, directly or indirectly, on behalf of itself and/or through affiliates, has entered into engagements for consulting and advisory services with the Company and our affiliates on an arm's-length negotiated basis. Such engagements may or may not be with affiliates identified as having an interest in our shares. During calendar year 2021, revenues from engagements to provide consulting and advisory services to Vanguard and its affiliates aggregated \$884,700.

## PRINCIPAL ACCOUNTANT FEES AND SERVICES

The following table sets forth the aggregate fees for services rendered by KPMG as our independent registered public accounting firm for the full years ended December 31, 2020 and 2021. In connection with the audit of the 2020 and 2021 financial statements, we entered into engagement agreements with KPMG that set forth the terms by which KPMG performs audit services for the Company.

	2020 (\$)	2021 (\$)
	<i>(IN THOUSANDS)</i>	
Audit Fees	2,973	3,362
Audit-Related Fees	—	—
Tax Fees	10	—
All Other Fees	5	17
<b>Total</b>	<b>2,988</b>	<b>3,379</b>

Audit fees are fees we paid KPMG for the audit and quarterly reviews of our consolidated financial statements, assistance with and review of documents filed with the SEC, comfort letters, consent procedures, accounting consultations related to transactions, and the adoption of new accounting pronouncements and audits of our subsidiaries that are required by statute or regulation. In 2021, approximately \$3,362,000 in fees were incurred for audit (including the audit of internal controls over financial reporting) and quarterly review services provided in connection with periodic reports filed under the Exchange Act, statutory audits, consultations and consent procedures. Audit fees for 2021 also included approximately \$100,000 and \$75,480 in fees incurred related to the audit of FTI Capital Advisors, LLC, a FINRA member firm, and FTI Capital Advisors Canada, ULC, respectively. Tax fees primarily include tax compliance and planning services. All other fees include fees related to the Company's use of KPMG's research tool.

KPMG has confirmed to us its independence with respect to the Company under all relevant professional and regulatory standards.

For 2020 and 2021, the Audit Committee or a subcommittee of the Audit Committee pre-approved all auditing services and permitted non-audit services (including the fees and terms thereof) to be performed for us by our independent registered public accounting firm, subject to the de minimis exceptions for non-audit services described in Section 10A(i)(1)(B) of the Exchange Act. The Audit Committee may delegate to one or more members or subcommittees the authority to grant pre-approvals of audit and permitted non-audit services, provided, however, that such member or subcommittee will be required to present its determinations to the Audit Committee at its next scheduled meeting.

## REPORT OF THE AUDIT COMMITTEE OF THE BOARD OF DIRECTORS

The following report of the Audit Committee shall not be deemed to be “soliciting material” or to otherwise be considered “filed” with the Securities and Exchange Commission (the “SEC”), nor shall such information be incorporated by reference into any future filing under the Securities Act of 1933, as amended, or the Securities Exchange Act of 1934, as amended, except to the extent that FTI Consulting, Inc., a Maryland corporation (the “Company”), specifically incorporates it by reference into such filing.

The Audit Committee assists the Board of Directors (the “Board”) of the Company in overseeing and monitoring the integrity of the Company’s financial reporting process, the Company’s compliance with legal and regulatory requirements, its internal control and disclosure control systems, the integrity and audit of its consolidated financial statements, the qualifications and independence of its independent registered public accounting firm, and the performance of its internal auditors and independent registered public accounting firm.

The Audit Committee’s role and responsibilities are set forth in a written Charter of the Audit Committee, last amended and restated as of February 23, 2011 (the “Audit Committee Charter”). We review and reassess the Audit Committee Charter annually, and more frequently as necessary, to address any new, or changes to, rules relating to audit committees and recommend any changes to the Nominating, Corporate Governance and Social Responsibility Committee and the Board for approval. A copy of the Audit Committee Charter is publicly available and can be found on the Company’s website under “About FTI — Governance” and at <https://www.fticonsulting.com/~media/Files/us-files/our-firm/guidelines/charter-of-the-audit-committee-of-the-board-of-directors.pdf>.

The Audit Committee currently consists of four independent non-employee directors, recommended by the Nominating, Corporate Governance and Social Responsibility Committee and appointed by the Board: Nicholas C. Fanandakis (Chair), Mark S. Bartlett, Vernon Ellis and Gerard E. Holthaus. All of the members of the Audit Committee qualify as financially literate and are able to read and understand fundamental financial statements, including our balance sheet, income statement and cash flow statement, and related notes. The Board determined that all members of the Audit Committee qualify as “audit committee financial experts.”

The Company’s independent registered public accounting firm is responsible for performing an independent audit of the Company’s consolidated financial statements in accordance with generally accepted auditing standards and for issuing a report thereon. The Company’s independent registered public accounting firm also reviews the Company’s quarterly financial statements. Management is responsible for the Company’s financial statements and the financial reporting process, including internal controls. In addition, the Company’s independent registered public accounting firm is responsible for performing an audit of the Company’s internal control over financial reporting in accordance with standards of the Public Company Accounting Oversight Board (“PCAOB”) and for issuing a report thereon. We, the Audit Committee, are responsible for monitoring and overseeing the annual audit process and discussing with the Company’s internal auditor and independent registered public accounting firm the overall scope and plans for their respective audits.

We meet periodically with the Company’s management and internal auditor, and independent registered public accounting firm, both together and separately. We review and discuss any deficiencies in the Company’s internal control over financial reporting with the Company’s independent registered public accounting firm and management’s response. The Audit Committee engaged KPMG LLP (“KPMG”) as the Company’s independent registered public accounting firm for the quarters and year ended December 31, 2021. KPMG attended four meetings of the Audit Committee and separately met three times with the Audit Committee in closed sessions without management being present with respect to audit, financial reporting and internal control matters during calendar year 2021. One or more members of management attended all regular and special meetings of the Audit Committee, and management separately met three times with the Audit Committee in closed sessions with respect to audit, financial reporting and internal control matters during calendar year 2021. The Audit Committee separately met with the Vice President, Internal Audit of the Company three times in closed session during calendar year 2021. The Chair of the Audit Committee was delegated the authority by the Audit Committee to meet more frequently with the Vice President, Internal Audit, without management and other committee members being present, and management without other committee members being present, and he reported back to the other members of the Audit Committee with respect to those meetings. In this context, the Audit Committee hereby reports as follows:

- (1) We have reviewed and discussed the Company’s audited consolidated financial statements as of and for the year ended December 31, 2021 with management and the independent registered public accounting firm. Management represented to the Audit Committee that the consolidated financial statements of the Company were prepared in accordance with U.S. generally accepted accounting principles.

- (2) The Audit Committee discussed with KPMG the matters required to be discussed by the applicable requirements of the PCAOB and the SEC. These matters included a discussion of KPMG's judgments about the quality (not just the acceptability) of the accounting practices of the Company and accounting principles as applied to the financial reporting of the Company.
- (3) The Audit Committee received from KPMG the written disclosures required by the applicable requirements of the PCAOB regarding KPMG's communications with the Audit Committee concerning independence, and the Audit Committee discussed with KPMG its independence. The Audit Committee further considered whether the provision by KPMG of any non-audit services described elsewhere in this Proxy Statement is compatible with maintaining auditor independence and determined that the provision of those services does not impair KPMG's independence. We pre-approve the non-audit services performed by KPMG.
- (4) The Audit Committee reviewed and discussed with management and KPMG, management's report and KPMG's report on internal control of our financial reporting in accordance with Section 404 of the Sarbanes-Oxley Act.
- (5) Based upon the review and discussion referred to in paragraphs (1) through (3) above, and the Audit Committee's review of the representations of management and the disclosures by the independent registered public accounting firm to the Audit Committee, we recommended to the Board that the audited consolidated financial statements be included in the Annual Report on Form 10-K of the Company for the fiscal year ended December 31, 2021 for filing with the SEC. We have concluded that KPMG, the Company's independent registered public accounting firm for fiscal 2021, is independent from the Company and its management.

We have appointed KPMG as the Company's independent registered public accounting firm for the year ending December 31, 2022.

This Report is submitted by the members of the Audit Committee of the Board of Directors of FTI Consulting, Inc., a Maryland corporation.

#### **AUDIT COMMITTEE**

Nicholas C. Fanandakis, Chair

Mark S. Bartlett

Vernon Ellis

Gerard E. Holthaus

*April 15, 2022*



## PROPOSALS FOR THE 2023 ANNUAL MEETING OF SHAREHOLDERS

We did not receive any shareholder proposals prior to the deadline for 2022 proposals required by our Bylaws and described in our proxy statement for the 2021 Annual Meeting. If you want to present a proposal in our proxy statement for the 2023 annual meeting of shareholders, send the proposal to FTI Consulting, Inc., Attn: Corporate Secretary, at our principal executive office located at 555 12<sup>th</sup> Street NW, Suite 700, Washington, D.C. 20004. Shareholders intending to present a proposal at our annual meeting must comply with the requirements and provide the information set forth in our current Bylaws. Under our current Bylaws, a shareholder must deliver notice of a proposal and any required information to our Corporate Secretary not earlier than the 150<sup>th</sup> day nor later than 5:00 p.m., Eastern Time, on the 120<sup>th</sup> day prior to the first anniversary of the date of the proxy statement for the preceding year's annual meeting of shareholders, provided, however, that in the event that the date of the annual meeting is advanced or delayed by more than 30 days from the first anniversary of the date of the preceding year's annual meeting, notice by the shareholder to be timely must be delivered not earlier than the 150<sup>th</sup> day prior to the date of such annual meeting and not later than 5:00 p.m., Eastern Time, on the later of the 120<sup>th</sup> day prior to the date of such annual meeting, as originally convened, or the tenth day following the day on which public announcement of such meeting is first made. A shareholder's notice to the Corporate Secretary must be in writing and set forth as to each matter such shareholder proposes to bring before the annual meeting of shareholders the information and materials required by our current Bylaws. For the annual meeting of shareholders in 2023, we must receive this notice no earlier than November 16, 2022 and no later than 5:00 p.m., Eastern Time, on December 16, 2022. If a shareholder wishes to submit a proposal at the 2023 annual meeting and to have that proposal included in management's proxy statement in accordance with Rule 14a-8, the proposal must be submitted in accordance with Rule 14a-8 and be received by the Corporate Secretary no less than 120 days before the date our proxy statement was released to shareholders in connection with our previous year's annual meeting of shareholders, which will be December 16, 2022.

## DEFINITIONS AND RECONCILIATIONS OF NON-GAAP TO GAAP FINANCIAL MEASURES

Certain financial measures presented in our Proxy Statement have not been presented or prepared in accordance with generally accepted accounting principles in the United States (“GAAP”). Certain of these financial measures are considered not in conformity with GAAP (“non-GAAP financial measures”) under the rules promulgated by the Securities and Exchange Commission.

We define Adjusted EBITDA, which is a non-GAAP financial measure, as consolidated net income before income tax provision, other non-operating income (expense), depreciation, amortization of intangible assets, remeasurement of acquisition-related contingent consideration, special charges, goodwill impairment charges, gain or loss on sale of a business and losses on early extinguishment of debt. We believe that this non-GAAP financial measure, when considered together with our GAAP financial results and GAAP financial measures, provides management and investors with a more complete understanding of our operating results, including underlying trends. In addition, EBITDA is a common alternative measure of operating performance used by many of our competitors. It is used by investors, financial analysts, rating agencies and others to value and compare the financial performance of companies in our industry. Therefore, we also believe that these non-GAAP financial measures, considered along with corresponding GAAP financial measures, provide management and investors with additional information for comparison of our operating results with the operating results of other companies.

We define Adjusted Net Income and Adjusted Earnings per Diluted Share (“Adjusted EPS”), which are non-GAAP financial measures, as net income and earnings per diluted share (“EPS”), respectively, excluding the impact of remeasurement of acquisition-related contingent consideration, special charges, goodwill impairment charges, losses on early extinguishment of debt, non-cash interest expense on convertible notes and the gain or loss on sale of a business. We use Adjusted Net Income for the purpose of calculating Adjusted EPS. Management uses Adjusted EPS to assess total Company operating performance on a consistent basis. We believe that these non-GAAP financial measures, when considered together with our GAAP financial results and GAAP financial measures, provide management and investors with an additional understanding of our business operating results, including underlying trends.

We define Free Cash Flow, which is a non-GAAP financial measure, as net cash provided by operating activities less cash payments for purchases of property and equipment. We believe this non-GAAP financial measure, when considered together with our GAAP financial results, provides management and investors with an additional understanding of the Company’s ability to generate cash for ongoing business operations and other capital deployment.

Non-GAAP financial measures are not defined in the same manner by all companies and may not be comparable with other similarly titled measures of other companies. In addition, non-GAAP financial measures used for computing executive officer annual incentive pay may be defined differently from similarly titled measures used for financial reporting purposes. Non-GAAP financial measures should be considered in addition to, but not as a substitute for or superior to, the information contained in our Consolidated Statements of Comprehensive Income and Consolidated Statements of Cash Flows.

### RECONCILIATIONS OF NET INCOME TO ADJUSTED EBITDA FOR THE YEARS PRESENTED IN THE PROXY STATEMENT:

(AMOUNTS IN THOUSANDS)	2021	2020	2019	2018
<b>Net income</b>	\$ 234,966	\$ 210,682	\$ 216,726	\$ 150,611
Add back:				
Income tax provision	62,981	51,764	71,724	57,181
Interest income and other	(6,193)	412	(2,061)	(4,977)
Interest expense	20,294	19,805	19,206	27,149
Gain on sale of business	—	—	—	(13,031)
Loss on early extinguishment of debt	—	—	—	9,072
Depreciation and amortization	34,269	32,118	30,153	31,536
Amortization of intangible assets	10,823	10,387	8,152	8,162
Special charges	—	7,103	—	—
Remeasurement of acquisition-related contingent consideration	(3,130)	—	—	—
<b>Adjusted EBITDA</b>	<b>\$ 354,010</b>	<b>\$ 332,271</b>	<b>\$ 343,900</b>	<b>\$ 265,703</b>

**RECONCILIATIONS OF NET INCOME AND EPS TO ADJUSTED NET INCOME AND ADJUSTED EPS, RESPECTIVELY, FOR THE YEARS PRESENTED IN THE PROXY STATEMENT:**

<b>(AMOUNTS IN THOUSANDS, EXCEPT PER SHARE DATA)</b>	<b>2021</b>	<b>2020</b>	<b>2019</b>	<b>2018</b>
<b>Net income</b>	<b>\$ 234,966</b>	<b>\$ 210,682</b>	<b>\$ 216,726</b>	<b>\$ 150,611</b>
Add back:				
Remeasurement of acquisition-related contingent consideration	(3,130)	—	—	—
Special charges	—	7,103	—	—
Tax impact of special charges	—	(1,847)	—	—
Loss on early extinguishment of debt	—	—	—	9,072
Tax impact of loss on early extinguishment of debt	—	—	—	(2,359)
Non-cash interest expense on convertible notes	9,586	9,083	8,606	3,019
Tax impact of non-cash interest expense on convertible notes	(2,492)	(2,361)	(2,237)	(775)
Gain on sale of business	—	—	—	(13,031)
Tax impact of gain on sale of business <sup>(1)</sup>	—	—	(2,097)	6,798
<b>Adjusted Net Income</b>	<b>\$ 238,930</b>	<b>\$ 222,660</b>	<b>\$ 220,998</b>	<b>\$ 153,335</b>
<b>Earnings per common share — diluted</b>	<b>\$ 6.65</b>	<b>\$ 5.67</b>	<b>\$ 5.69</b>	<b>\$ 3.93</b>
Add back:				
Remeasurement of acquisition-related contingent consideration	(0.09)	—	—	—
Special charges	—	0.19	—	—
Tax impact of special charges	—	(0.05)	—	—
Loss on early extinguishment of debt	—	—	—	0.23
Tax impact of loss on early extinguishment of debt	—	—	—	(0.06)
Non-cash interest expense on convertible notes	0.27	0.24	0.23	0.08
Tax impact of non-cash interest expense on convertible notes	(0.07)	(0.06)	(0.06)	(0.02)
Gain on sale of business	—	—	—	(0.34)
Tax impact of gain on sale of business <sup>(1)</sup>	—	—	(0.06)	0.18
<b>Adjusted earnings per common share — diluted</b>	<b>\$ 6.76</b>	<b>\$ 5.99</b>	<b>\$ 5.80</b>	<b>\$ 4.00</b>
Weighted average number of common shares outstanding — diluted	35,337	37,149	38,111	38,318

<sup>(1)</sup> In 2019, represents a discrete tax adjustment resulting from the change in estimate related to the accounting for the Ringtail e-discovery software and related business divestiture in 2018.

**RECONCILIATIONS OF NET CASH PROVIDED BY OPERATING ACTIVITIES TO FREE CASH FLOW FOR THE YEARS PRESENTED IN THE PROXY STATEMENT:**

<b>(AMOUNTS IN THOUSANDS)</b>	<b>2021</b>	<b>2020</b>	<b>2019</b>	<b>2018</b>
<b>Net cash provided by operating activities</b>	<b>\$ 355,483</b>	<b>\$ 327,069</b>	<b>\$ 217,886</b>	<b>\$ 230,672</b>
Purchases of property and equipment	(68,569)	(34,866)	(42,072)	(32,270)
<b>Free Cash Flow</b>	<b>\$ 286,914</b>	<b>\$ 292,203</b>	<b>\$ 175,814</b>	<b>\$ 198,402</b>

## DEFINITIONS OF ADJUSTED EPS AND ADJUSTED EBITDA FOR PURPOSES OF CALCULATING ANNUAL INCENTIVE PAY FOR THE BONUS YEAR ENDED DECEMBER 31, 2021 AND RECONCILIATIONS TO THE MOST DIRECTLY COMPARABLE GAAP MEASURES

Certain financial measures presented in our Proxy Statement have not been presented or prepared in accordance with generally accepted accounting principles in the United States (“GAAP”). Certain of these financial measures are considered not in conformity with GAAP (“non-GAAP financial measures”) under the rules promulgated by the Securities and Exchange Commission. Certain of the non-GAAP financial measures used to determine annual incentive pay for the year ended December 31, 2021 (“2021 AIP”) are defined differently from the definitions of the similarly-named non-GAAP financial measures used for financial reporting purposes. The definitions and calculations of non-GAAP financial measures used for 2021 AIP purposes are as follows:

### ADJUSTED EARNINGS PER DILUTED SHARE (“ADJUSTED EPS”)

We define Adjusted EPS, a non-GAAP financial measure, as earnings per diluted share, excluding the impact of remeasurement of acquisition-related contingent consideration, special charges, goodwill impairment charges, losses on early extinguishment of debt, non-cash interest expense on convertible notes and the gain or loss on sale of a business.

The Compensation Committee may, at its discretion, further adjust Adjusted EPS for the following items:

- (1) each of the potential further adjustments included in the 2021 Adjusted EBITDA definition;
- (2) exclusion of any gain or loss reflected in the Company’s Consolidated Statement of Income as a result of any sale or other disposition of any business or business segment of the Company in part or in its entirety completed in 2021, to the extent that such gain or loss is not already excluded from Adjusted EPS; and
- (3) inclusion of, in the event of a sale or disposition of part of any business or business segment of the Company completed in 2021, the minority interest of such business or business segment subsequent to the closing of the sale or disposition. In the event of any sale or other disposition of any business or business segment of the Company in its entirety completed in 2021, the Adjusted EPS performance metrics may be reduced by an amount equal to the budgeted operating income for such business or business segment for the portion of 2021 subsequent to the closing of such transaction.

### Reconciliations of Net Income and EPS to Adjusted Net Income and Adjusted EPS for the Year Ended December 31, 2021

For purposes of 2021 AIP, the Compensation Committee determined not to further adjust Adjusted EPS. Any further adjustments to Adjusted EPS would not have negatively impacted achievement of the 2021 Adjusted EPS performance metric at 124.8% of target, as illustrated below:

(AMOUNTS IN THOUSANDS, EXCEPT PER SHARE DATA)	2021
<b>Net income</b>	<b>\$ 234,966</b>
Add back:	
Remeasurement of acquisition-related contingent consideration	(3,130)
Special charges	—
Tax impact of special charges	—
Non-cash interest expense on convertible notes	9,586
Tax impact of non-cash interest expense on convertible notes	(2,492)
<b>Adjusted Net Income</b>	<b>\$ 238,930</b>
<b>Earnings per common share — diluted</b>	<b>\$ 6.65</b>
Add back:	
Remeasurement of acquisition-related contingent consideration	(0.09)
Special charges	—
Tax impact of special charges	—
Non-cash interest expense on convertible notes	0.27
Tax impact of non-cash interest expense on convertible notes	(0.07)
<b>Adjusted earnings per common share — diluted</b>	<b>\$ 6.76</b>
Weighted average number of common shares outstanding — diluted	35,337

## ADJUSTED EBITDA

We define Adjusted EBITDA, a non-GAAP financial measure, as consolidated net income before income tax provision, other non-operating income (expense), depreciation, amortization of intangible assets, remeasurement of acquisition-related contingent consideration, special charges, goodwill impairment charges, gain or loss on sale of a business and losses on early extinguishment of debt.

The Compensation Committee may, at its discretion, further adjust Adjusted EBITDA to exclude the following items:

- (1) operating results including costs and expenses of operations (including minority interest) discontinued, sold or acquired;
- (2) impact of foreign exchange rates different from budget (i.e. – constant currency);
- (3) costs and expenses related to financing activity and gains or losses related to financing activity;
- (4) unplanned severance costs; and
- (5) litigation settlements and costs.

### Reconciliation of Net Income to Adjusted EBITDA for the Year Ended December 31, 2021

For purposes of 2021 AIP, the Compensation Committee determined not to further adjust Adjusted EBITDA. Any further adjustments to Adjusted EBITDA would not have negatively impacted achievement of the 2021 Adjusted EBITDA performance metric at 106.3% of target, as illustrated below:

(AMOUNTS IN THOUSANDS)	2021
<b>Net income</b>	<b>\$ 234,966</b>
Add back:	
Income tax provision	62,981
Interest income and other	(6,193)
Interest expense	20,294
Depreciation and amortization	34,269
Amortization of intangible assets	10,823
Special charges	—
Remeasurement of acquisition-related contingent consideration	(3,130)
<b>Adjusted EBITDA</b>	<b>\$ 354,010</b>

555 12th Street NW  
Suite 700  
Washington, D.C. 20004  
+1.202.312.9100

[fticonsulting.com](http://fticonsulting.com)

NYSE: FCN



©2022 FTI Consulting, Inc. All Rights Reserved.